



lzf

**THE WOOD COLLECTION**

1

[lzf-lamps.com](http://lzf-lamps.com)

1

ABOUT LZF

THE WOOD COLLECTION

TECHNICAL DATA

DESIGNERS

DESIGNERS

SIGNATURE  
LIFE SIZE  
IN & OUT

ABOUT LZF LAB

2

The logo consists of the lowercase letters 'lzf' in a bold, dark blue sans-serif font. Above the letter 'z' is a red crown icon with three points.



# ALPHABETICAL INDEX

1

<b>ABOUT LZF</b>	<b>10</b>		
<b>THE WOOD COLLECTION</b>	<b>28</b>		
Agatha	30	New Wave	172
Air	40	Nut	176
Black Note	46	Oh!Line	180
Candelabro	58	Omma	184
Chou	62	Orbit	198
Dandelion	66	Osca	202
Dune	70	Poppy & Pod	206
Eris	76	Raindrop	212
Estela	82	Romanica	216
Escape	90	Spiro	220
Gea	94	Stitches	226
Guijarro	102	Swirl	232
Hotel	106	Thesis	236
I-Club	116	Tiny	244
I-Line	124	Totem	248
Igloo	128	Voliere	252
Kactos	134	Woodstraps	258
Lens	140	Zeta	264
Link	144		
Link Chain	152	<b>TECHNICAL DATA</b>	<b>270</b>
Lola	156		
MiniMikado	168	<b>DESIGNERS</b>	<b>282</b>

2

<b>ABOUT LZF LAB</b>	<b>6</b>		
<b>IN &amp; OUT / CERAMIC</b>	<b>14</b>		
Habitat	16	Candela	48
Pipe	24	The Cloud	54
Spore	30		
Ydra	36	<b>LIFE SIZE</b>	<b>58</b>
		Big Bird	60
<b>SIGNATURE</b>	<b>42</b>	Fish	70
ASAP	44	Koi	74
		Smelly Fant	80
		<b>DESIGNERS</b>	<b>84</b>

# 1

## SUSPENSION

### AGATHA

Small / Suspension

30

### AGATHA

Ball / Suspension

30

### AGATHA

Large / Suspension

30

### BLACK NOTE

Triplet / Suspension, Floor & Wall

46

### BLACK NOTE

Keys / Suspension, Floor & Wall

46

### DANDELION

Suspension

66

### DUNE

Horizontal / Suspension

70

### ERIS

Suspension & Table

76

### DUNE

Vertical / Suspension

70

### CANDELABRO

Suspension

58

### ESTELA

Horizontal / Suspension

82

### ESTELA

Vertical / Suspension

82

### ESCAPE

Suspension

90

### GEA

Suspension, Wall & Ceiling

94

### HOTEL

Suspension, Table & Floor

106

### I-CLUB

Suspension, Table & Wall

116

### I-LINE

Suspension

124

### KACTOS

Suspension & Table

134

### LINK

Suspension & Floor

144

### LOLA

Suspension, Table & Floor

156

### MINIMIKADO

Suspension

168

### NEW WAVE

Suspension

172

### LINK CHAIN

Suspension

152

### NUT

Suspension

176

### OH!LINE

Suspension

180

### OMMA

1 Long Leaf / Suspension, Table, Floor & Wall

184

### OMMA

Double 2 / Suspension, Table, Floor & Wall

184

### OMMA

2 Leaves / Suspension, Table, Floor & Wall

184

### OSCA

Suspension

206

### OSCA

Large / Suspension

202





**POD**  
Suspension

206



**POPPY**  
Suspension

206



**RAINDROP**  
Suspension

212



**SPIRO**  
Suspension

220




**STITCHES**  
Suspension

226



**STITCHES**  
Suspension

226



**SWIRL**  
Suspension

232



**TOTE M**  
Suspension

248



**WOODSTRAPS**  
Suspension & Wall

258



**VOLIERE**  
Suspension

252



**ZETA - C**  
Suspension



264



**ZETA - G**  
Suspension & Floor



264

2



**WALL**

**AIR**  
Table & Wall

40



**BLACK NOTE**  
Duplet / Suspension, Floor & Wall

46



**IGLOO**  
Table & Wall

128



**GEA**  
Wall & Ceiling

94



**GUIJARRO**  
Wall & Ceiling

102



**I-CLUB**  
Suspension, Table & Wall

116



**I-CLUB**  
Suspension, Table & Wall

116



**LOLA**  
Suspension, Floor & Wall

156



**OMMA**  
Suspension, Table, Floor & Wall

184



**LENS**  
Wall

140



**ORBIT**  
Wall

198



**ROMANICA**  
Wall

216



**THESIS**  
Table, Floor & Wall

236



**WOODSTRAPS**  
Suspension & Wall

258



# 3

## TABLE



**AIR**  
Table & Wall 40



**MINI CHOU**  
Cordless Table 62



**ERIS**  
Suspension & Table 76



**HOTEL**  
Suspension, Table & Floor 106



**I-CLUB**  
Suspension, Table & Wall 116



**IGLOO**  
Table & Wall 128



**KACTOS**  
Suspension & Table 134



**LOLA**  
Suspension, Table & Floor 156



**OMMA**  
Suspension, Table, Floor & Wall 184



**THESIS**  
Table, Floor & Wall 236



**TINY**  
Table 244

# 4

## FLOOR



**BLACK NOTE**  
Triplet / Suspension, Floor & Wall 46




**HOTEL**  
Suspension, Table & Floor 106



**LINK**  
Suspension & Floor 144



**LOLA**  
Suspension, Table & Floor 156



**OMMA**  
Suspension, Table, Floor & Wall 184



**THESIS**  
Table, Floor & Wall 236



**ZETA - P42**  
Suspension & Floor 264



**ZETA - P26**  
Suspension & Floor 264





**«For their exemplary track record and commitment to innovation, culture, and sustainability, LZF is fully deserving of the National Design Award»**

*Spanish Ministry of Culture.*

## About LZF



▲ *Their Majesties King Felipe VI and Queen Letizia of Spain presenting the National Design Award to LZF: Sandro Tothill & Marivi Calvo.*

Our philosophy is rooted in nature, creativity, innovation, and continuous experimentation through artisanal processes.

Wood is the heart of our design.

We treat wood as a precious material, studying its properties, grain, and transparency to create a specific volume.

We love shapes, colours, rhythms, noble materials, and the beauty of light.

We believe in slow-burning collaborative design. We form a family-based platform of creative development where we bet on risk, play, reflection, and quality.

LZF has been able to create more than just luminaires or simple decorative objects; our collections have their own identity, building realities by putting light and some poetry to life.

# Natural Wood

## Natural Light

Wood is the heart of design at LZF



The mark of  
responsible forestry

The dramatic effect of light passing through wood veneer is the hallmark of LZF's lighting. This essential feature is made possible by our patented Timberlite® system—a result of dedicated research and development.

Timberlite® allows us to work with exceptionally flexible yet highly resistant natural wood veneer, enabling the creation of complex forms without cracking or breaking. All our veneers are FSC® certified, and thanks to this treatment, the wood retains its natural beauty, developing subtle nuances and rich tones over time.

ON



OFF



▲ Detail of the Link lamp



# Natural Wood

## Natural Light

### Biophilic Lighting

«Biophilia advocates that humans have an innate and necessary connection with nature».

«Our desire to create beautiful, good, positive things does not end in enlightenment... we would like to be designers of paradises».

*Sybilla*

Wood is an ancestral material, connecting us to the very origins of humanity. Light is the vital force behind our survival and evolution.

At LZF, we bring these two fundamental truths together. The extraordinary warmth of our backlit wooden lamps transports us to a place of calm and safety, sparking gentle discovery and emotional connection.

This light embraces us with subtlety, awakening a deep, almost forgotten longing to feel part of nature once more.

Over 99% of human history was lived in close connection with nature; only the last 1% reflects the modern world as we know it. Rebuilding that connection is essential to slowing the decline of our mental health.

And like everything meaningful, it begins with small actions, small choices that, collectively, enhance our well-being.

We must invite nature back into our cities, homes, workplaces, and daily lives. We must evolve with it. We must create with it. We must design objects that foster balance and allow us to feel again.

Lighting shapes the emotion we aim to convey, its sensory essence. By adjusting its darkness, brightness, or density, we shape how it feels. At the same time, it allows the spirit to rise, to embrace openness, and to breathe more freely.

Lighting is everything. It defines the character of a space, from thought to form, from shadow to light, from weight to levity. It all depends on our intention.

For the past 200 years, our lives have increasingly centered around urban environments, gradually distancing us from nature.

We've embraced a technological revolution that, while transformative, has weakened our bond with the natural world, disrupting the emotional balance that once defined our well-being and shaped the very patterns of our mental health.



▲ *Mini Chou lamp*



# The Collaborative Experience

«Designing in collaboration with artists, master craftsmen, designers, architects, illustrators, photographers, students, and thinkers».



▲ Marivi Calvo, Ester Colomina, and writer Grassa Toro are working on the TellingTales campaign at LZF.



▲ LZF Team & American specifiers in the LZF Showroom.

«One fundamental principle has always been at the heart of the brand: design is a shared experience».

LZF's approach is rooted in collaboration, with people we admire and with whom we establish an intellectual dialogue that helps us better understand the world around us. Their work explores the use of light in ways where people and spaces merge, creating unique atmospheres.

Together, we have built an extensive network of collaborators that includes both established names and emerging talents.

This philosophy has made LZF a platform for development, where risk, playfulness, reflection, and quality are key elements.

LZF has gone beyond creating luminaires or decorative objects. It builds possible realities by bringing together life, light, and poetry through research, design, and contemporary craftsmanship.



▲ 2009 Director of EASDE, Xavier Giner, with a group of students. Since then the final year students of the Valencia School of Higher Art & Design have been doing research work at LZF.



# Sustainable Development



▲ *Mini Chou lamp. Sustainability is present throughout the production cycle. The packaging is made from recycled, 100% biodegradable materials, including cardboard and potato starch bags.*

«We design to improve people's well-being, to minimize our environmental impact on the planet, and to share our values».

LZF designs luminaires with wood at the heart of each creation.

Our philosophy is rooted in nature, creativity, innovation, and constant experimentation through artisanal processes, creating an emotional impact within a space.

We combine natural materials and traditional craftsmanship with technical innovation, continually developing our processes and materials, such as TIMBERLITE™, which enables us to work with wood more effectively, preventing breakage and enhancing its life cycle and maintenance.

We collaborate with local artisans and suppliers within a 50-kilometer radius, promoting and supporting the industrial fabric of our community.



▲ *Mini Chou*

# Circular Design



▲ Packaging process using FSC-certified cardboard.

«LZF integrates the principles of sustainability and eco-design throughout the entire design and production cycle.

A circular design methodology, grounded in social responsibility and advocacy, enhances the functional integrity and beauty of each piece».

Everything around us has been designed, and it is during the design stage that much of a product's environmental and social impact is defined.

The prevailing “buy, use, and dispose” model has overlooked the emotional connection we have with the objects that shape our lives, leading us into a crisis of resource depletion and environmental degradation.

The circular economy involves designing products and systems that eliminate waste, curb obsolescence, regenerate nature, strengthen our cultural heritage, and support the local industrial fabric that makes their manufacturing possible.

At LZF, we have embraced these principles from the beginning, crafting sustainable, meaningful, and creative solutions that contribute to a more balanced and resilient future.



▲ The Sea of Wood / Koi Weave  
A creative exploration of how to repurpose wood offcuts generated during the production of LZF lamps.



# Contemporary Craftsmanship



◀ *Carlos Mur.*  
*Funny Farm woodturner.*

At LZF, designers and craftsmen work together to create unique pieces.

Integrating the cultural values embodied by craftsmanship into design is a fundamental objective of the company.

The artisans who once shaped the objects of daily life are slowly disappearing, lost in the unequal struggle of a market that often forgets them and distances itself from the importance of creating meaningful connections with the objects that surround and define us.

For this reason, LZF maintains a strong in-house team of artisans and collaborates closely with local master craftsmen, who bring invaluable knowledge, satisfaction, and the art of know-how to every project.

They work hand in hand with designers, who in turn bring fresh perspectives and new ways of understanding contemporary craftsmanship.



▲ *Manolo Martin. Master Carpenter.*



▲ *Ester Colomina – Graphic Designer, Isidro Ferrer – Artist, Carlos Grasa Toro – Writer, and Mariñi Calvo – Project Director.*



# THE FACTORY

«An old winery surrounded by nature, transformed into a meeting point, into a laboratory, into our home».







The background of the entire image is a close-up, vertical view of a light-colored wood surface. The wood grain is prominent, showing horizontal lines and several large, wavy, circular knots. The color is a pale cream or off-white, with subtle variations in tone due to the natural wood texture.

# **THE WOOD COLLECTION**

**A - Z**



# AGATHA

## Agatha

Small  
Large  
Ball Suspension

Designed by:  
Luis Eslava Studio

Agatha's elegant wood veneer petals combine to create the illusion of a light-filled flower. Designed by Luis Eslava Studio, its concentric layers form the organic shape that distinguishes it.



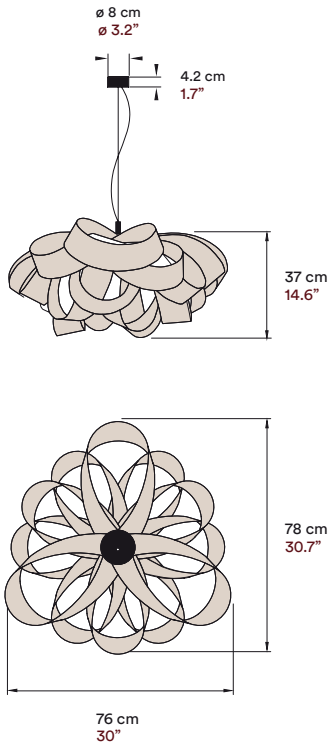
• AGATHA - SMALL SUSPENSION. 21 Natural Cherry Wood Veneer.  
Interior Design: Materia Singular.







SMALL



- AGATHA - SMALL SUSPENSION. 26 Red Wood Veneer.
- AGATHA - SMALL SUSPENSION. 20 Ivory White Wood Veneer. Photo: 4000k.

MATERIALS & COMPONENTS

Wood Veneer Shade

Metal Canopy

Stainless Steel Cable  
2,5 m drop 8 ft drop

Transparent Electrical Cable  
2,5 m drop 8 ft drop

LIGHT SOURCE

220 - 240V  
Bulb E27

Class I

120V  
Bulb E26



FINISHES

WOOD VENEER COLOURS

- |                   |                  |
|-------------------|------------------|
| 20 Ivory White    | 22 Natural Beech |
| 21 Natural Cherry | 23 Natural White |
| 24 Yellow         | 29 Grey          |
| 25 Orange         | 33 Pale Rose     |
| 26 Red            | 34 Sea Blue      |
| 28 Blue           |                  |

METAL CANOPY COLOUR

- NI-Nickel

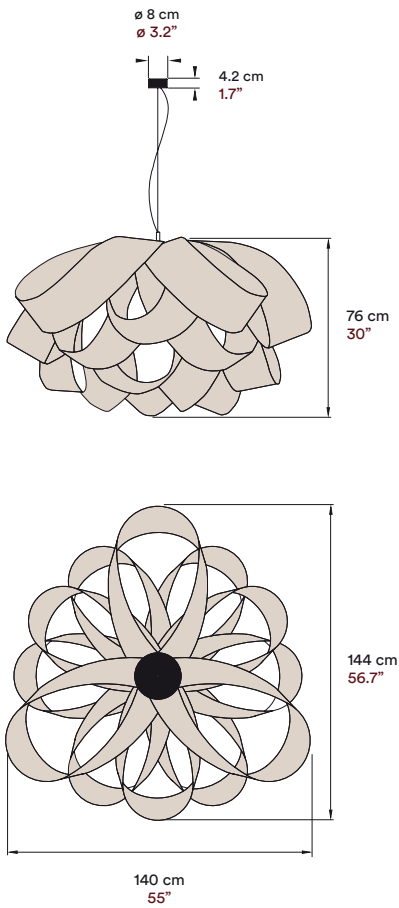


Go to web





LARGE



MATERIALS & COMPONENTS

Wood Veneer Shade

Metal Canopy

Stainless Steel Cable  
2,5 m drop 8 ft drop

Transparent Electrical Cable  
2,5 m drop 8 ft drop

LIGHT SOURCE

220 - 240V  
3 Bulbs E27

120V  
3 Bulbs E26

Class I CE



FINISHES

RECOMMENDED WOOD VENEER COLOURS

- |                  |                  |
|------------------|------------------|
| 20 Ivory White   | 23 Natural White |
| 22 Natural Beech |                  |
| 24 Yellow        | 33 Pale Rose     |
| 25 Orange        | 34 Sea Blue      |
| 29 Grey          |                  |

METAL CANOPY COLOUR

- NI-Nickel



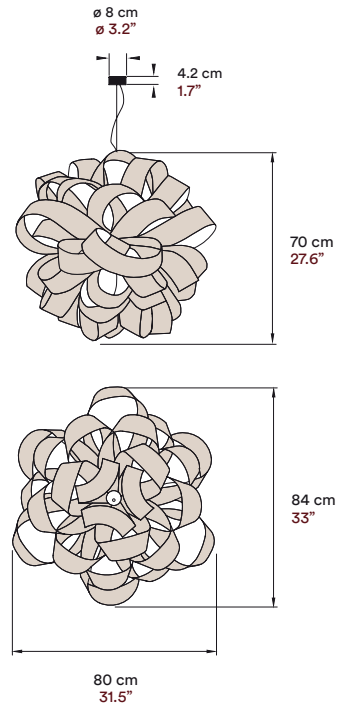
Go to web



• AGATHA - LARGE SUSPENSION  
22 Natural Beech Wood Veneer.



BALL



MATERIALS & COMPONENTS

Wood Veneer Shade

Metal Canopy

Stainless Steel Cable  
2,5 m drop 8 ft drop

Transparent Electrical Cable  
2,5 m drop 8 ft drop

LIGHT SOURCE

220 - 240V  
6 Bulbs E27

Class I

120V  
6 Bulbs E26

US

FINISHES

RECOMMENDED WOOD VENEER COLOURS

- |                  |                  |
|------------------|------------------|
| 20 Ivory White   | 23 Natural White |
| 22 Natural Beech |                  |
| 24 Yellow        | 33 Pale Rose     |
| 25 Orange        | 34 Sea Blue      |
| 29 Grey          |                  |

METAL CANOPY COLOUR

- NI-Nickel

AWARDS

HD Las Vegas. Product Design Competition. USA

WAN LIGHTING. World Architecture Award. USA



Go to web



● AGATHA - BALL SUSPENSION. 20 Ivory White Wood Veneer.  
Photography: Santiago Relanzón.





• **AIR - WALL.** 21 Natural Cherry Wood Veneer. Photo: 4000k.  
Photography: Santiago Relanzón.

# AIR



## Air

Table  
Wall

Designed by:  
Ray Power

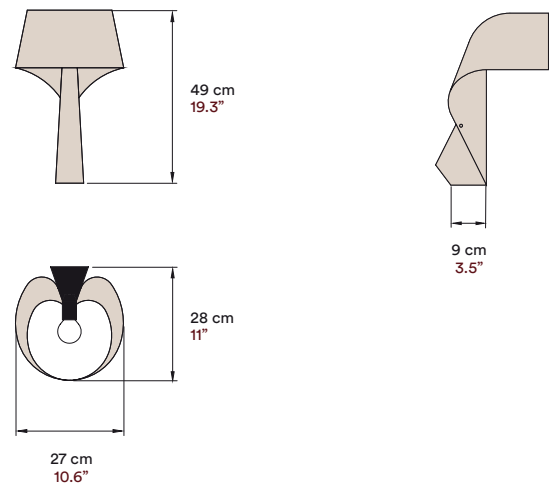
Air represents the balance between stability, movement, and lightness.

It diffuses light in an impeccable and discreet manner, fluid and natural, delicate and powerful at the same time.

It reflects Ray Power's characteristic inclination for imaginative and serene three-dimensional forms.

• **AIR - WALL.** 24 Yellow Wood Veneer.  
Photography: Santiago Relanzón.





MATERIALS & COMPONENTS


Wood Veneer Shade

Metal Base

Electrical Cable with Dimming Switch  
145 cm 57"

LIGHT SOURCE

220 - 240V  
Bulb E14

Class II 

120V  
Bulb E12



AWARDS



Chicago

FINISHES

WOOD VENEER COLOURS

- |   |  |
|---|--|
|  20 Ivory White    |  22 Natural Beech |
|  21 Natural Cherry |  23 Natural White |
|  24 Yellow         |  29 Grey          |
|  25 Orange         |  33 Pale Rose     |
|  26 Red            |  34 Sea Blue      |
|  28 Blue           |  |

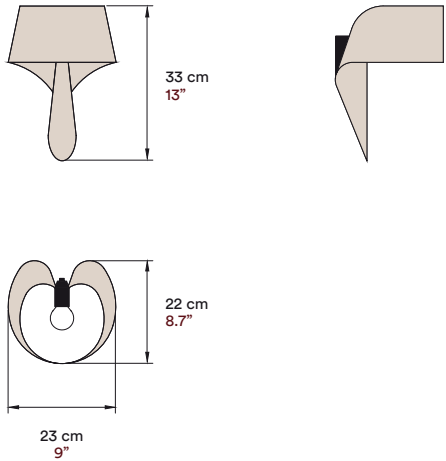


Go to web



• AIR - TABLE. 24 Yelow Wood Veneer. Photo: 3000k.  
Photography: Santiago Relanzón.





MATERIALS & COMPONENTS

Wood Veneer Shade

White Metal Back Plate

LIGHT SOURCE

220 - 240V  
Bulb E14

Class I

120V  
Bulb E12

FINISHES

WOOD VENEER COLOURS

- |                   |                  |
|-------------------|------------------|
| 20 Ivory White    | 22 Natural Beech |
| 21 Natural Cherry | 23 Natural White |
| 24 Yellow         | 29 Grey          |
| 25 Orange         | 33 Pale Rose     |
| 26 Red            | 34 Sea Blue      |
| 28 Blue           |                  |



Go to web



● AIR - WALL. 20 Ivory White Wood Veneer. Photo: 3000k.  
Photography: Santiago Relanzón.





• **BLACK NOTE KEYS.** 20 Ivory White Wood Veneer & Matte Black Metal Structure.  
Photography: Ángel Segura.

## Black Note

Keys  
Triplet  
Duplet

Suspension  
Susp. & Floor  
Wall

Designed by:  
Ramón Esteve Estudio

Black Note is a lamp with parallel tones that rise and fall in harmony. Its rhythmic arrangement is inspired by the black keys of a piano, whose sharp and flat notes add excitement and passion to a melody. Black Note's metal structure, available in our new metallic finishes, works in harmony with its luminous, warm wood veneer shades.

The lamp features two electrical circuits that can be controlled independently: one longitudinal, providing direct illumination to the space in use, and another that lights the surrounding environment through the shades.

Architect Ramón Esteve created four Black Note compositions: Black Note Keys (horizontal suspension), Black Note Triplet (vertical suspension and floor), and Black Note Duplet (wall).

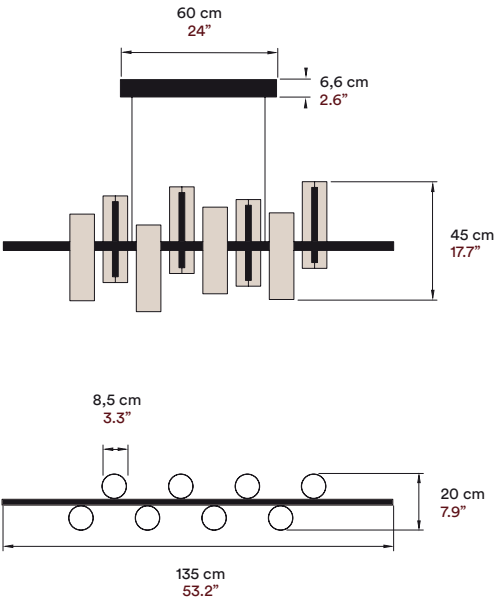




• **BLACK NOTE KEYS - SUSPENSION.** 20 Ivory White Wood Veneer & Gold Metal Structure. Photo: 3000k.  
Photography: Emilio Lekuona



KEYS



MATERIALS & COMPONENTS

8 Wood Veneer Shades

Metal Structure & Canopy

4 Electrified Steel Cables  
2,5 m drop 8 ft drop

LIGHT SOURCE

Dual Circuit - DC. Enables independent dimming and control of the decorative wood shades and the tech downlight.

220 - 240V  
Dimmable Integrated LED

Class I 

120 - 277V  
Dimmable Integrated LED



FINISHES

RECOMMENDED WOOD VENEER COLOURS

- |   |  |
|---|--|
|  20 Ivory White    |  22 Natural Beech |
|  21 Natural Cherry |  23 Natural White |

METAL COLOURS

- |  |   |
|--|---|
|  BK-Matte Black |  GD-Gold |
|--|---|



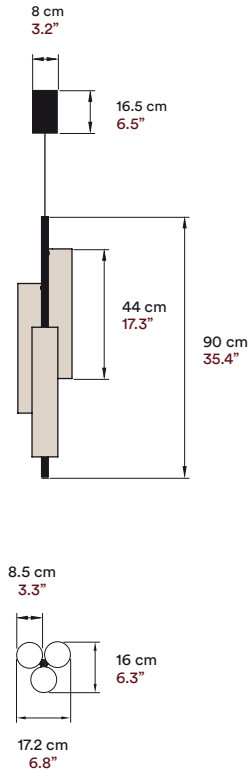
Go to web



• BLACK NOTE KEYS - SUSPENSION. 20 Ivory White Wood Veneer & Black Metal Structure. Photo: 4000k.



TRIPLET



MATERIALS & COMPONENTS

3 Wood Veneer Shades

Metal Structure & Canopy

Black Electrical Cable

2,5 m drop 8 ft drop

LIGHT SOURCE

220 - 240V  
Dimmable Integrated LED

Class I 

120 - 277V  
Dimmable Integrated LED





FINISHES

RECOMMENDED WOOD VENEER COLOURS

- |   |                   |   |                  |
|---|-------------------|---|------------------|
|  | 20 Ivory White    |  | 22 Natural Beech |
|  | 21 Natural Cherry |  | 23 Natural White |

METAL COLOURS

- |   |                |   |         |
|---|----------------|---|---------|
|  | BK-Matte Black |  | GD-Gold |
|---|----------------|---|---------|

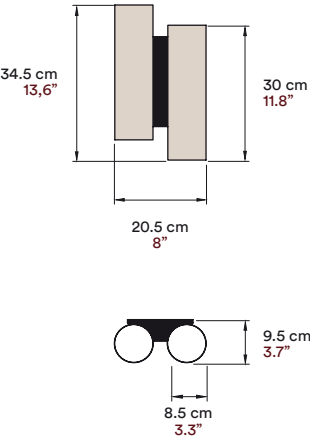


Go to web

• BLACK NOTE TRIPLET - SUSPENSION. 20 Ivory White Wood Veneer & Gold Metal Structure. Photo: 4000k. Photography: Santiago Relanzón.



DUPLET



MATERIALS & COMPONENTS

2 Wood Veneer Shades

Metal Structure & Back Plate

FINISHES

RECOMMENDED WOOD VENEER COLOURS

- |   |                   |   |                  |
|---|-------------------|---|------------------|
|  | 20 Ivory White    |  | 22 Natural Beech |
|  | 21 Natural Cherry |  | 22 Natural White |

LIGHT SOURCE

220 - 240V  
Dimmable Integrated LED

Class I 

120 - 277V  
Dimmable Integrated LED



ADA Compliant

METAL COLOURS

- |   |                |   |         |
|---|----------------|---|---------|
|  | BK-Matte Black |  | GD-Gold |
|---|----------------|---|---------|

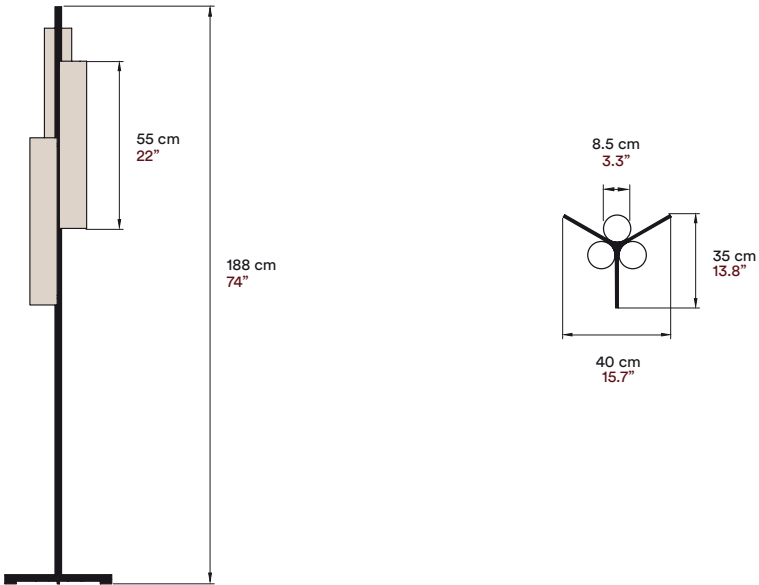


Go to web

• **BLACK NOTE KEYS.** 23 Natural White Wood Veneer & Matte Black Metal Structure. Photo: 4000k. Photography: Ángel Segura.



TRIPLET



MATERIALS & COMPONENTS

3 Wood Veneer Shades

Metal Stem & Base

Electrical Cable with Dimming Switch and Transformer on Plug  
185 cm 73"

FINISHES

RECOMMENDED WOOD VENEER COLOURS

- |                   |                  |
|-------------------|------------------|
| 20 Ivory White    | 22 Natural Beech |
| 21 Natural Cherry | 23 Natural White |

METAL COLOURS

- |                |         |
|----------------|---------|
| BK-Matte Black | GD-Gold |
|----------------|---------|

LIGHT SOURCE

230V  
Dimmable Integrated LED

Class II

120V  
Dimmable Integrated LED

US



Go to web



• BLACK NOTE TRIPLET FLOOR. 20 Ivory White Wood Veneer & Matte Black Metal Structure. Photo: 4000k Photography: Angel Segura



# CALVO DELABRO

## Candelabro

Small & Large  
Suspension

Designed by:  
Mariví Calvo

Designed by Mariví Calvo as a hanging garden where you can pause for a moment and contemplate how, flying among the lights, the golden birds invoke the breeze, the movement, the sounds, and the scent of flowers.

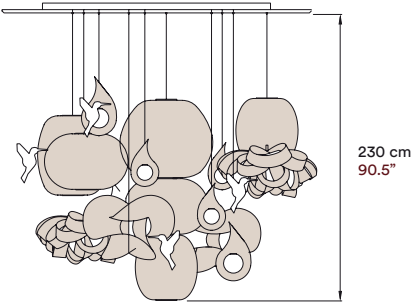
Candelabro brings together many of LZF's greatest successes. Among the protagonists are Agatha and Mikado, Raindrop, Poppy, Pod, and Totem, which together transport us to a peaceful place.



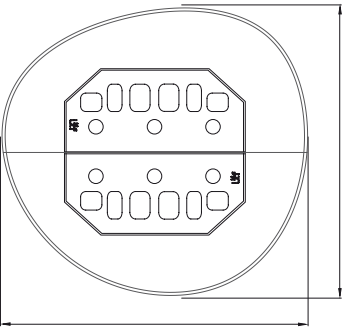
● CANDELABRO - SMALL SUSPENSION. 20 Ivory White Wood Veneer. Photo: 3000k.



SMALL




230 cm  
90.5"



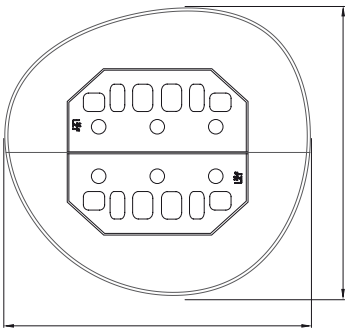
224 cm  
87"

236 cm  
96.5"

LARGE



308 cm  
121"



224 cm  
87"

236 cm  
96.5"

MATERIALS & COMPONENTS

15 Wood Veneer Shades

Matte White Lacquered **Wood Canopy**

6 Ceramic Birds\* in Gold or White Glaze

\* Can be bought separately

LIGHT SOURCE

3 Independent Dimmable Circuits.  
Central Shade, Peripheral Shades & Spotlights.

220 - 240V

Class I CE

120V



FINISHES

WOOD VENEER COLOURS

- 20 Ivory White
- 23 Natural White
- 22 Natural Beech



Go to web



● CANDELABRO - CUSTOM SUSPENSION. 21 Natural Cherry Wood Veneer.  
Photography: Richard Goncalves.



# MINI CHOU

## Mini Chou

Cordless  
Table

Designed by:  
Yonoh Creative Studio

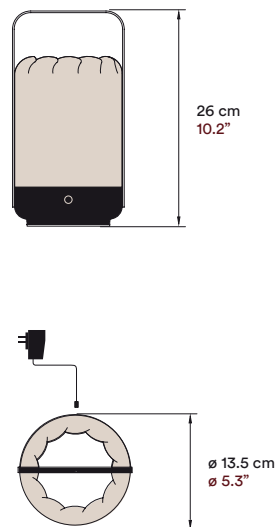
Mini Chou is inspired by the traditional Japanese lantern known as chōchin.

It is the ideal wireless and portable companion, featuring a dimmer that lets you create the perfect level of intimacy. With a whole world to discover, how far will your Mini Chou take you?



- **MINI CHOU - CORDLESS TABLE.** 20 Ivory White Wood Veneer.  
Photography: Ángel Segura.





MATERIALS & COMPONENTS

Wood Veneer Shade

Interior Acrylic Diffuser

Metal Base & Handle

Rechargeable Battery  
8 Hours Autonomy at 90% Power

IN Charge only, charging cable supplied  
USB type C

On / Off Dimming


LIGHT SOURCE

Dimmable Integrated LED

Dimmable Integrated LED

FINISHES

WOOD VENEER COLOURS

- |   |  |
|---|--|
|  20 Ivory White    |  22 Natural Beech |
|  21 Natural Cherry |  23 Natural White |
|  24 Yellow         |  29 Grey          |
|  25 Orange         |  33 Pale Rose     |
|  26 Red            |  34 Sea Blue      |
|  28 Blue           |  |

METAL COLOURS

-  BK-Matte Black



Go to web



- MINI CHOU - CORDLESS TABLE  
20 Ivory White Wood Veneer.

- MINI CHOU - CORDLESS TABLE  
33 Pale Rose Wood Veneer.





# VIDA



• DANDELION - SUSPENSION. 24 Yellow Wood Veneer. Photo: 3000k.

## Dandelion

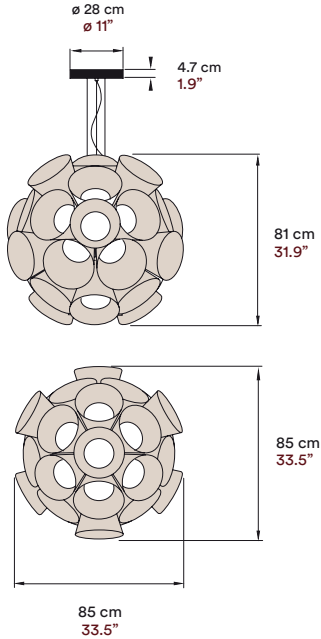
Suspension

Designed by:  
Burkhard Dämmer

Its form is forceful and geometric. It emulates nature, its rhythms, and its millimetric balance. Burkhard Dämmer has created one of LZF's most beloved lamps. His experience, sensitivity, and know-how have always captivated us.

Inspired by its namesake flower, this lamp is a radiant composition of individual blooms that recreate the beauty, fragility, and complexity of the Dandelion.





MATERIALS & COMPONENTS

Wood Veneer Shade

Acrylic Diffusers

Metal Canopy

3 Stainless Steel Cables  
2,5 m drop 8 ft drop

Transparent Electrical Cable  
2,5 m drop 8 ft drop

LIGHT SOURCE

220 - 240V  
Dimmable Integrated LED

Class I

120 - 277V  
Dimmable Integrated LED

US

FINISHES

WOOD VENEER COLOURS

- |                   |                  |
|-------------------|------------------|
| 20 Ivory White    | 22 Natural Beech |
| 21 Natural Cherry | 23 Natural White |
| 24 Yellow         | 29 Grey          |
| 25 Orange         | 33 Pale Rose     |
| 26 Red            | 34 Sea Blue      |
| 28 Blue           |                  |

METAL CANOPY COLOUR

- NI-Nickel

AWARDS



Chicago



Germany



Brussels



Go to web



• DANDELION - SUSPENSION. 24 Yellow Wood Veneer.  
Photography: David Wakely.



# DUNE

## Dune

Horizontal Suspension  
Vertical Suspension

Designed by:  
Mayice Studio

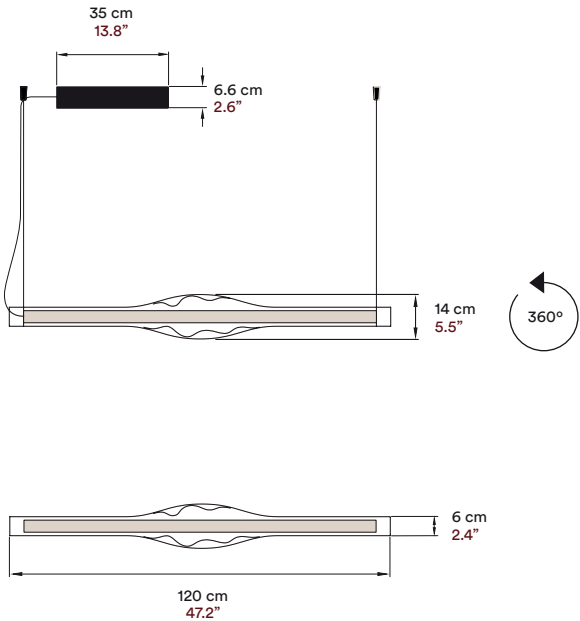
Dune is a singular piece of hand-blown borosilicate glass wrapped around a wood veneer diffuser that resembles the shape of an open seed pod. Designed by Mayice Studio, this piece is a multifunctional luminaire. The glass tube can be rotated 360° and used as a downlight, uplight, or wallwasher.

Each Dune lamp is unique. The condensation effect that appears with sudden temperature changes fades as indoor and outdoor temperatures equalize, symbolizing the calima, the untamed nature of the elements.

• DUNE HORIZONTAL - SUSPENSION. 33 Pale Rose Wood Veneer & Glass.



HORIZONTAL



MATERIALS & COMPONENTS

Wood Veneer Shade

Hand Blown Glass: Borosilicate

Metal Canopy

Coaxial Power Cable

2,5 m drop 8 ft drop

2 Steel Cables

2,5 m drop 8 ft drop

LIGHT SOURCE

220 - 240V

Dimmable Integrated LED

Class I

120 - 277V

Dimmable Integrated LED



FINISHES

RECOMMENDED WOOD VENEER COLOURS

- |                   |                  |
|-------------------|------------------|
| 20 Ivory White    | 22 Natural Beech |
| 21 Natural Cherry | 23 Natural White |
| 33 Pale Rose      | 34 Sea Blue      |

METAL CANOPY COLOUR

- BK-Matte Black

AWARDS



USA



USA



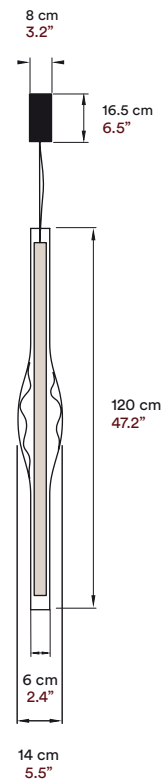
Go to web



• DUNE HORIZONTAL - SUSPENSION. 21 Natural Cherry Wood Veneer.



VERTICAL



MATERIALS & COMPONENTS

Wood Veneer Shade

Hand Blown Glass: Borosilicate

Metal Canopy

Coaxial Power Cable  
2,5 m drop 8 ft dr op

Black Steel Cable  
2,5 m drop 8 ft drop

LIGHT SOURCE

220 - 240V  
Dimmable Integrated LED







120 - 277V  
Dimmable Integrated LED

Class I CE



FINISHES

RECOMMENDED WOOD VENEER COLOURS

- |   |  |
|---|--|
|  20 Ivory White    |  22 Natural Beech |
|  21 Natural Cherry |  22 Natural White |
|  33 Pale Rose      |  34 Sea Blue      |

METAL CANOPY COLOUR

-  BK-Matte Black

AWARDS



USA



USA



Go to web



• DUNE VERTICAL - SUSPENSION. 20 Ivory White Wood Veneer. Photo: 4000k. InteriorDesign: Materia Singular.





# ERIS

## Eris

Suspension  
Table

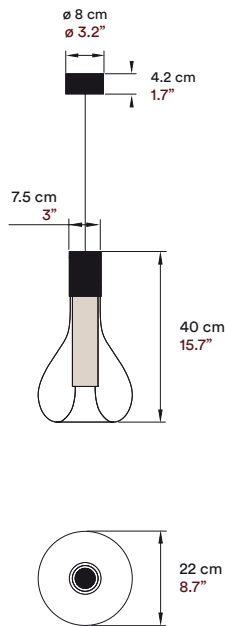
Designed by:  
Mayice Studio

Eris features a simple, heart-shaped volume. Crafted from hand-blown borosilicate glass, its delicate form encases a cylinder of wood veneer that emits a warm glow, bringing the piece to life.



• **ERIS - SUSPENSION.** 20 Ivory White Wood Veneer & Aluminium Metal Structure.  
Photography: Ángel Segura.





MATERIALS & COMPONENTS

Wood Veneer Shade

Hand Blown Glass: Borosilicate






Aluminium Structure

Metal Canopy



Electrical Cable  
2,5 m drop 8 ft drop

FINISHES

RECOMMENDED WOOD VENEER COLOURS

- |   |  |
|---|--|
|  20 Ivory White    |  22 Natural Beech |
|  21 Natural Cherry |  23 Natural White |
|  33 Pale Rose      |  34 Sea Blue      |

METAL COLOURS

- |  |  |
|--|--|
|  AL-Natural Aluminium |  BK-Matte Black |
|--|--|

LIGHT SOURCE

220 - 240V  
Bulb GU10

Class I 

120V  
Bulb GU10

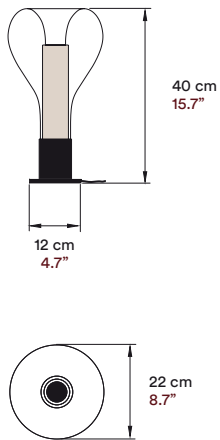


Go to web



• ERIS - SUSPENSION. 20 Ivory White Wood Veneer & Black Metal Structure.





MATERIALS & COMPONENTS

- Wood Veneer Shade
- Hand Blown Glass: Borosilicate
- Spun Aluminium Base
- Electrical Cable with Dimming Switch  
145 cm 57"

LIGHT SOURCE

- 220 - 240V  
Bulb GU10
- 120V  
Bulb GU10

FINISHES

- RECOMMENDED WOOD VENEER COLOURS
- 20 Ivory White
  - 21 Natural Cherry
  - 22 Natural Beech
  - 23 Natural White
  - 33 Pale Rose
  - 34 Sea Blue

METAL COLOURS

- AL-Natural Aluminium
- BK-Matte Black



• ERIS - TABLE. 22 Natural Beech Wood Veneer & Aluminium Metal Structure. Photo: 3000k. Photography: Emilio Lekuona.



# ESTELA

## Estela

Horizontal Suspension  
Vertical Suspension

Designed by:  
Mayice Studio

Estela is a simple light capsule. A single, clean, and clear multifunctional piece of borosilicate glass that emits two types of light: one ambient, warm, and enveloping, filtered by the wood veneer, and another directional light that passes directly through the glass, more powerful and ideal for work areas.

The wood veneer houses a dimmable LED light source, and a transverse opening allows the light to be easily directed. The glass tube can be manually rotated 360° and used as a downlight, uplight, or wall washer.

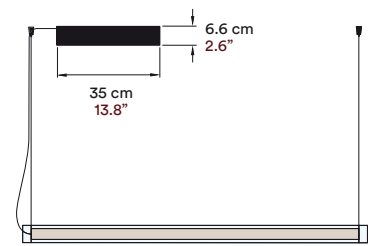
This design combines glass, a cold material, with wood, its opposite a warm material. Estela and Dune can be combined to create versatile design solutions for boardrooms, offices, and hospitality environments.



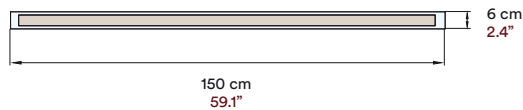
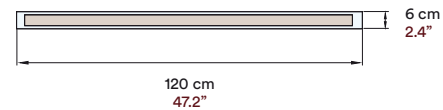
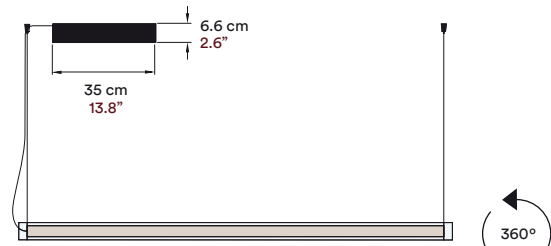
• ESTELA SHORT SUSPENSION . 21 Natural Cherry Wood Veneer.  
Interior Design: Materia Singular.



SHORT



LONG



MATERIALS & COMPONENTS

Wood Veneer Shade

Hand Blown Glass: Borosilicate

Metal Canopy

Black Coaxial Power Cable

2,5 m drop 8 ft drop

2 Black Steel Cables

2,5 m drop 8 ft drop

LIGHT SOURCE

220 - 240V

Dimmable Integrated LED

Class I 


120 - 277V

Dimmable Integrated LED

 US

FINISHES

RECOMMENDED WOOD VENEER COLOURS

- |   |  |
|---|--|
|  20 Ivory White    |  22 Natural Beech |
|  21 Natural Cherry |  23 Natural White |
|  33 Pale Rose      |  34 Sea Blue      |

METAL CANOPY COLOURS

-  BK-Matte Black



Go to web



• ESTELA SHORT - SUSPENSION. 21 Natural Cherry Wood Veneer.  
Photography: Manu Toro.





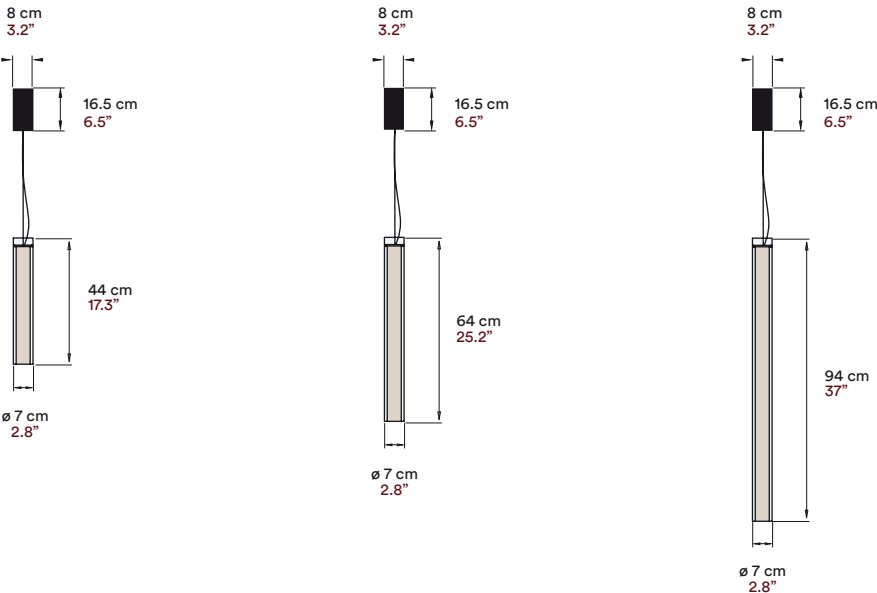
• ESTELA - SMALL VERTICAL SUSPENSION. 21 Natural Cherry Wood Veneer. Photo: 4000k.  
Interior Design: Materia Singular.



SHORT

MEDIUM

LONG



MATERIALS & COMPONENTS

Wood Veneer Shade

Hand Blown Glass: Borosilicate

Metal Canopy

Black Coaxial Power Cable







2,5 m drop 8 ft drop

Black Steel Cable

2,5 m drop 8 ft drop

FINISHES

RECOMMENDED WOOD VENEER COLOURS

- |   |                   |   |                  |
|---|-------------------|---|------------------|
|  | 20 Ivory White    |  | 22 Natural Beech |
|  | 21 Natural Cherry |  | 23 Natural White |
|  | 33 Pale Rose      |  | 34 Sea Blue      |

METAL CANOPY COLOUR

-  BK-Matte Black

LIGHT SOURCE

220 - 240V  
Dimmable Integrated LED

Class I 

120 - 277V  
Dimmable Integrated LED





Go to web

• ESTELA - SUSPENSION. 33 Pale Rose Wood Veneer.  
Photography: Emilio Lekuona.



# ESCAPE



## Escape

Designed by:  
Ray Power

Suspension

Escape, designed by Ray Power, is a harmonious composition of rectangular shapes that levitate perpendicularly.

His passion for mathematics is once again reflected in this piece.

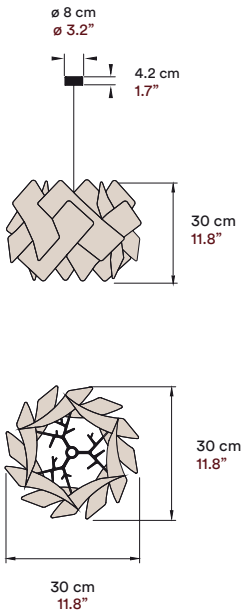
The wood veneer elements are interlocked internally by a metal structure in the form of a twig, at the center of which rests the light source.

From the outside, the pieces appear to fall in an organised, gravity-defying manner.

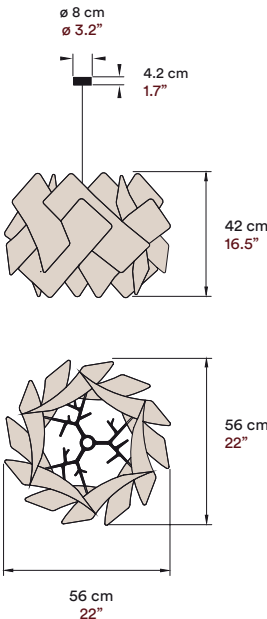
● ESCAPE - LARGE SUSPENSION. 22 Natural Beech Wood Veneer. Photo: 2700k.  
Photography: Kjetil Gudem.



SMALL



LARGE



MATERIALS & COMPONENTS

Wood Veneer Shade

Metal Tripod & Canopy

Electrical Cable  
2,5 m drop 8 ft drop

LIGHT SOURCE

220 - 240V  
Bulb E27

120 V  
Bulb E26

FINISHES

WOOD VENEER COLOURS

- |                   |                  |
|-------------------|------------------|
| 20 Ivory White    | 22 Natural Beech |
| 21 Natural Cherry | 23 Natural White |
| 24 Yellow         | 29 Grey          |
| 25 Orange         | 33 Pale Rose     |
| 26 Red            | 34 Sea Blue      |
| 28 Blue           |                  |

METAL COLOURS

- |                |           |
|----------------|-----------|
| BK-Matte Black | NI-Nickel |
| WH-Matte White |           |

AWARDS




Chicago



Go to web

● **ESCAPE - SMALL SUSPENSION.** 33 Pale Rose Wood Veneer.  
Photography: Santiago Relanzón.



● **ESCAPE - LARGE SUSPENSION.** 20 Ivory White Wood Veneer.  
Photography: Mikiko Kikuyama.



# GEA

## Gea

Suspension  
Wall  
Ceiling

Designed by:  
Mariví Calvo

Gea is a simple circular suspension, ceiling, and wall lamp designed by Mariví Calvo

Its modest form is elegant, casual, and clean. Gea radiates warmth and serenity from its sides as light is filtered through the wood veneer, while a more powerful direct light shines through the satin polycarbonate diffuser at the bottom.

This is an unpretentious yet highly efficient luminaire.



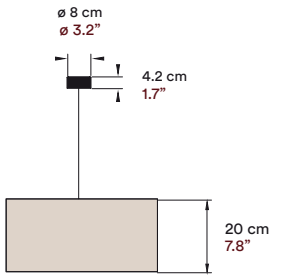
- **GEA - LARGE SUSPENSION.** 25 Orange Wood Veneer.



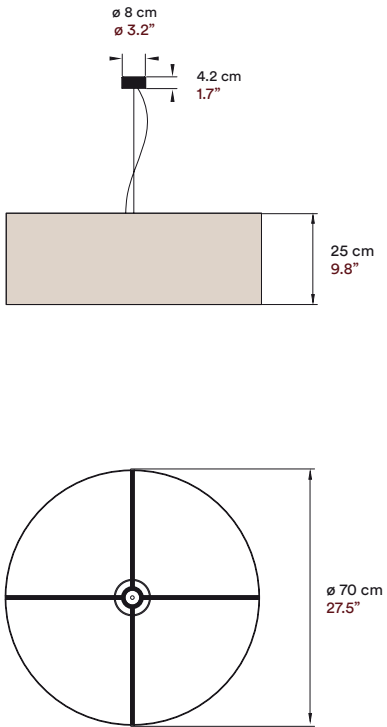
- **GEA - LARGE SUSPENSION.** 29 Grey Wood Veneer. Photo: 4000k. Photography: Santiago Relanzón.



SMALL



LARGE



MATERIALS & COMPONENTS

Wood Veneer Shade

Acrylic Diffuser

Chrome Metal Tripod

Metal Canopy

Stainless Steel Cable

2,5 m drop 8 ft drop. Only in Large size

Transparent Electrical Cable

2,5 m drop 8 ft drop

FINISHES

WOOD VENEER COLOURS

- |                   |                  |
|-------------------|------------------|
| 20 Ivory White    | 22 Natural Beech |
| 21 Natural Cherry | 23 Natural White |
| 24 Yellow         | 29 Grey          |
| 25 Orange         | 33 Pale Rose     |
| 26 Red            | 34 Sea Blue      |
| 28 Blue           |                  |

METAL CANOPY COLOUR

- NI-Nickel

LIGHT SOURCE

220 - 240V

SMALL Bulb E27

LARGE 3 Bulbs E27

120V

SMALL Bulb E26

LARGE 3 Bulbs E26

Class I



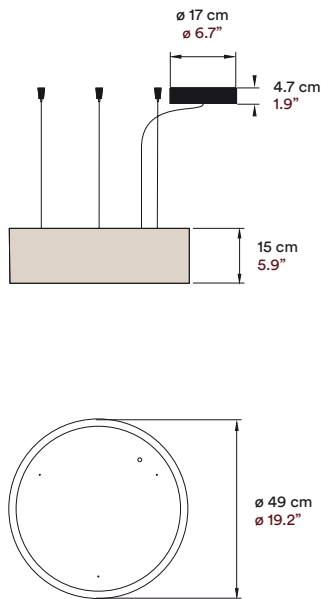
Go to web



• GEA - LARGE SUSPENSION, 29 Grey Wood Veneer. Photo: 4000k. Photography: Santiago Relanzón



SLIM



MATERIALS & COMPONENTS

Wood Veneer Shade

Top & Bottom Acrylic Diffuser

Metal Canopy

3 Stainless Steel Cable

2,5 m drop 8 ft drop

Transparent Electrical Cable

2,5 m drop 8 ft drop

LIGHT SOURCE

220 - 240V

Dimmable Integrated LED

Class I

120 - 277V

Dimmable Integrated LED

US

FINISHES

WOOD VENEER COLOURS

- |                   |                  |
|-------------------|------------------|
| 20 Ivory White    | 22 Natural Beech |
| 21 Natural Cherry | 23 Natural White |
| 24 Yellow         | 29 Grey          |
| 25 Orange         | 33 Pale Rose     |
| 26 Red            | 34 Sea Blue      |
| 28 Blue           |                  |

METAL CANOPY COLOUR

- NI-Nickel

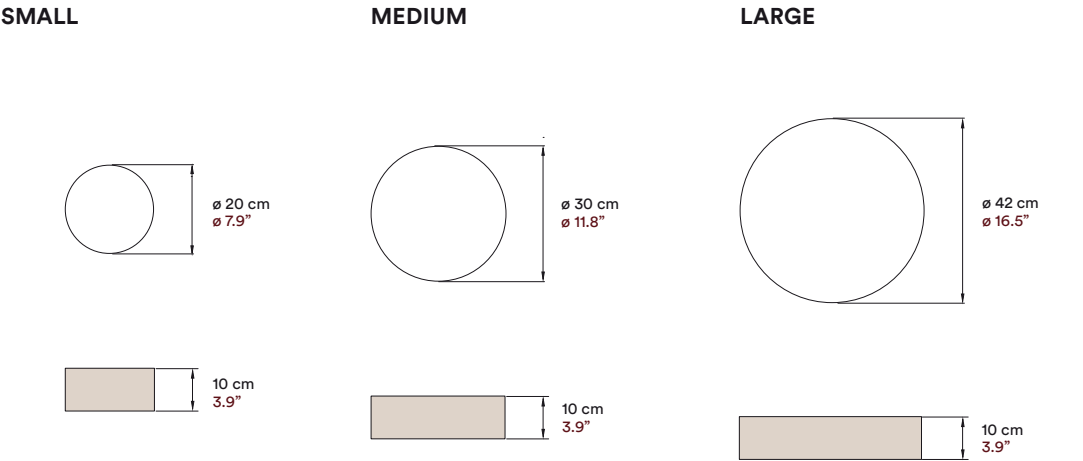


Go to web



• GEA - SLIM SUSPENSION. 20 Ivory White Wood Veneer. .  
Photography: Emilio Lekuona.





MATERIALS & COMPONENTS

Wood Veneer Shade

Acrylic Frontal Diffuser

Metal Back Plate

LIGHT SOURCE

**220 - 240V**  
Dimmable Integrated LED  
or  
Bulb GX53

Class I

**120 - 277V**  
Dimmable Integrated LED  
or  
**120V**  
Bulb GX53

US

ADA Compliant

FINISHES

WOOD VENEER COLOURS

- 20 Ivory White
- 22 Natural Beech
- 21 Natural Cherry
- 23 Natural White
- 24 Yellow
- 29 Grey
- 25 Orange
- 33 Pale Rose
- 26 Red
- 34 Sea Blue
- 28 Blue



Go to web



• **GEA LARGE CEILING.**  
29 Grey Wood Veneer. Photo: 4000k.  
Photography: Santiago Relanzón.



• **GEA - LARGE, MEDIUM & SMALL CEILING.**  
29 Grey Wood Veneer. Photo: 4000k.  
Photography: Santiago Relanzón.



# GUIJARRO



## Guijarro

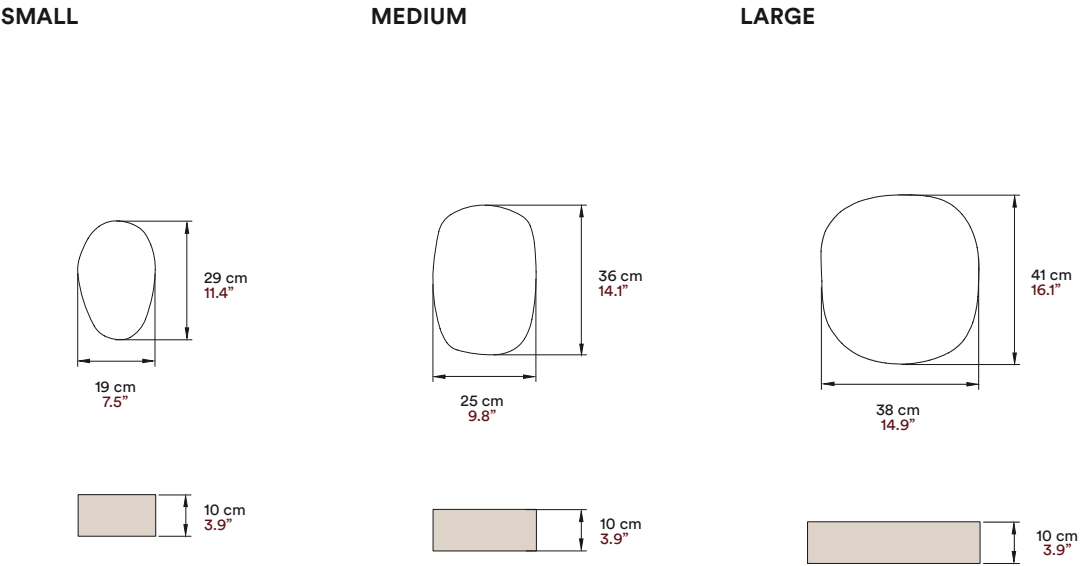
Wall  
Ceiling

Designed by:  
Marivi Calvo

Guijarro is a family of three wall or ceiling lamps shaped like smooth, rounded stones. Inspired by river pebbles, they create a harmonious composition when arranged in groups, offering soft, organic forms that bring unity and visual interest to any space.

• GUIJARRO - SMALL, MEDIUM & LARGE - 21 Natural Cherry, 24 Yellow & 29 Grey Wood Veneers.  
Photography: Cualiti.





MATERIALS & COMPONENTS

Wood Veneer Shade

Acrylic Frontal Diffuser

Metal Back Plate

LIGHT SOURCE

220 - 240V  
Dimmable Integrated LED  
or  
Bulb GX53

Class I



120 - 277V  
Dimmable Integrated LED  
or  
120V  
Bulb GX53



ADA Compliant

FINISHES

WOOD VENEER COLOURS

- 20 Ivory White

22 Natural Beech

21 Natural Cherry

23 Natural White

24 Yellow

29 Grey

25 Orange

33 Pale Rose

26 Red

34 Sea Blue

28 Blue



Go to web



• GUIJARRO - SMALL, MEDIUM & LARGE WALL - 21 Cherry, 28 Blue, 26 Red, 25 Orange & 24 Yellow Wood Veneers.  
Photography: Emilio Lekuona.



# HOTEL

## Hotel

Table  
Suspensión  
Floor

Designed by:  
Mariví Calvo

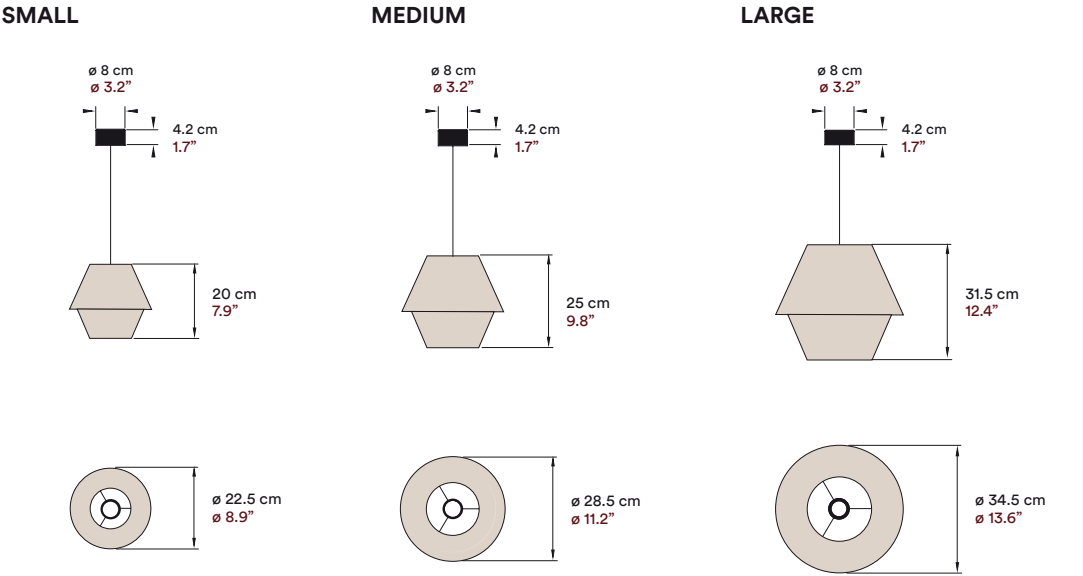
The idea for the Hotel collection was born one afternoon while dining in the LZF garden with clients and designers who work with renowned hotel chains. Together, we had been exploring the concept of creating an affordable, multifunctional design tailored for the hospitality industry.

This project is a clear example of collaborative design, where each party brings their expertise to the table in order to create a solution that addresses as many perspectives as possible.



• HOTEL - FLOOR. 23 Natural White Wood Veneer. Photo: 4000k.  
Photography: Santiago Relanzón.



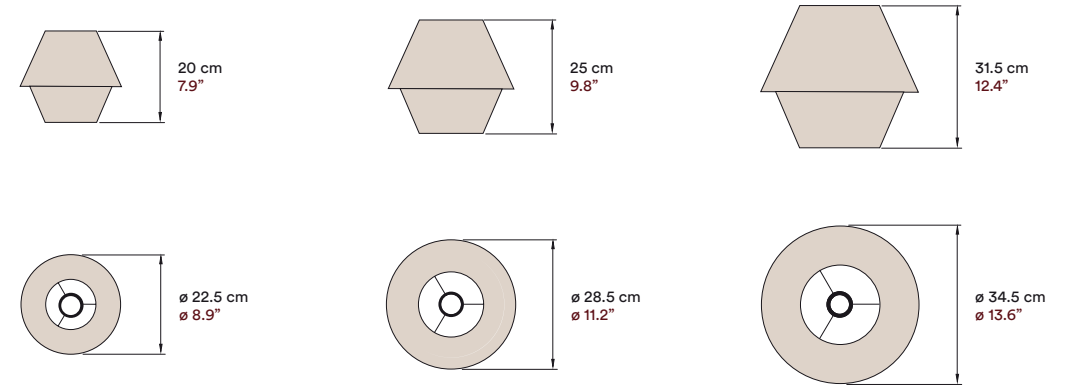




SMALL SHORT

MEDIUM SHORT





LARGE SHORT



MATERIALS & COMPONENTS

- Wood Veneer Shade
- Metal Base
- Electrical Cable with on/off or Dimming Switch  
145 cm 57"

FINISHES

- RECOMMENDED WOOD VENEER COLOURS
- |   |                   |   |                  |
|---|-------------------|---|------------------|
|  | 20 Ivory White    |  | 22 Natural Beech |
|  | 21 Natural Cherry |  | 23 Natural White |

LIGHT SOURCE

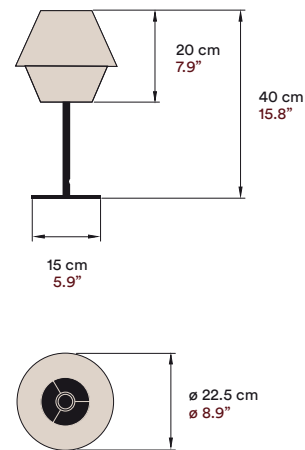
- 220 - 240V  
Bulb E27
- Class II 
- 120V  
Bulb E26
- 



- HOTEL - SMALL TABLE. 23 Natural White Wood Veneer. Photo: 4000k. Photography: Santiago Relanzón.



TALL



• **HOTEL - TABLE.**  
23 Natural. White Wood Veneer &  
Gold Metal Base. Photo: 4000k.  
Photography: Santiago Relanzón.



MATERIALS & COMPONENTS

Wood Veneer Shade

Metal Base

Electrical Cable with on/off or Dimming Switch  
145 cm 57"

LIGHT SOURCE

220 - 240V  
Bulb E27

Class II 

120V  
Bulb E26




FINISHES

RECOMMENDED WOOD VENEER COLOURS

- |   |                   |   |                  |
|---|-------------------|---|------------------|
|  | 20 Ivory White    |  | 22 Natural Beech |
|  | 21 Natural Cherry |  | 23 Natural White |

METAL COLOURS

- |   |                |   |         |
|---|----------------|---|---------|
|  | BK-Matte Black |  | GD-Gold |
|---|----------------|---|---------|

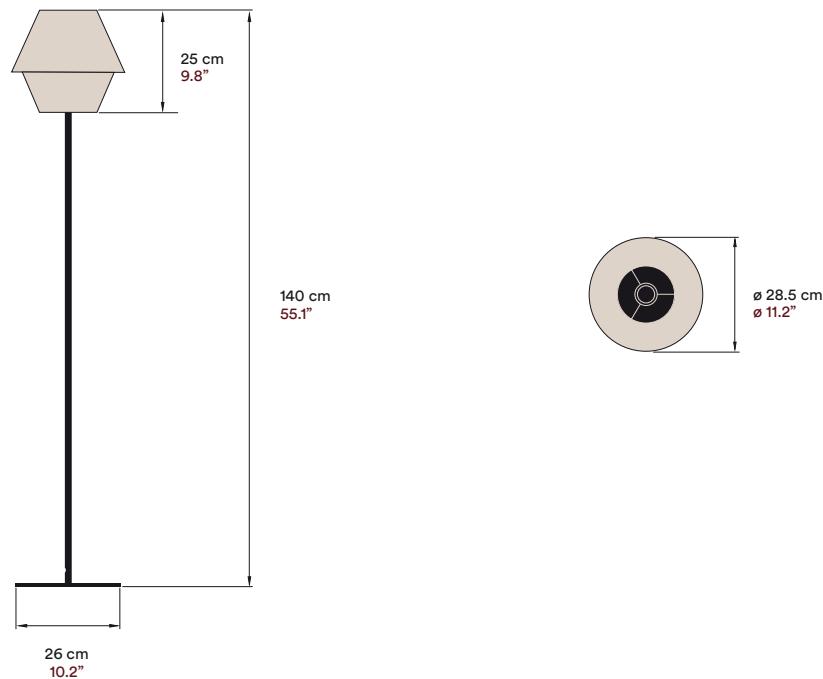


Go to web

• **HOTEL - TABLE.** 23 Natural White Wood Veneer & Black Metal Base. Photo: 4000k.  
Photography: Santiago Relanzón.







MATERIALS & COMPONENTS

- Wood Veneer Shade
- Black Metal Tripod
- Metal Base
- Electrical Cable with on/off or Dimming Switch 185 cm 73"

FINISHES

- WOOD VENEER COLOURS
- 20 Ivory White
  - 21 Natural Cherry
  - 22 Natural Beech
  - 23 Natural White
- METAL COLOUR
- BK-Matte Black
  - GD-Gold

LIGHT SOURCE

- 220 - 240V  
Bulb E27
- 120V  
Bulb E26



HOTEL - FLOOR. 23 Natural White Wood Veneer. Photo: 4000k. Photography: Santiago Relanzón.



# I — CLUB

Suspension  
Ceiling

Wall  
Table

Designed by:  
Burkhard Dämmer

## I-Club

This form of lighting has long been a practical solution, essential for working, studying, living, playing, and eating.

With I-Club, Burkhard Dämmer has embraced this functionality and reimagined it in a clean, elegant form. Wrapped in timber veneer, this lamp softens the light and introduces a warm, biophilic presence to any interior.

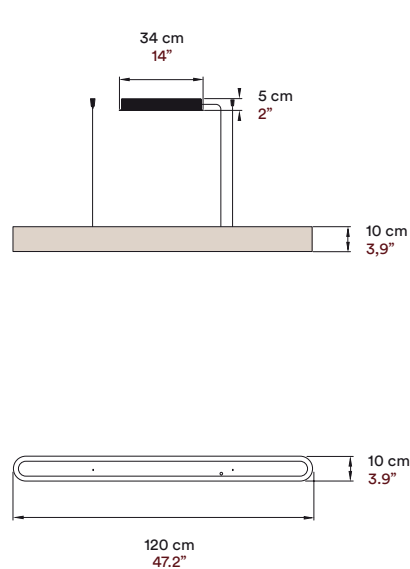
Unlike older fluorescent versions, it offers a gentler, more diffused glow, one that connects you to nature while still delivering the light you need. It's a linear light for living, not just working.



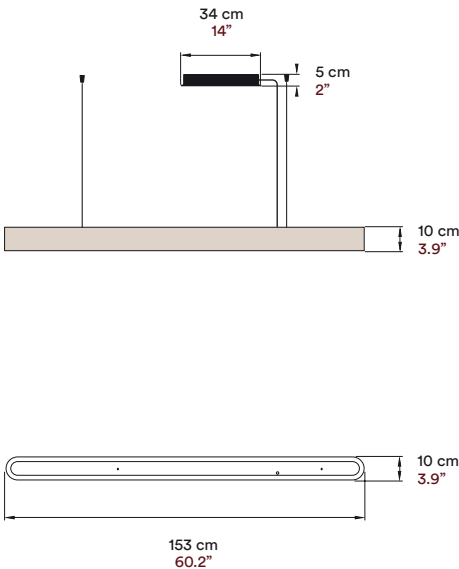
• I-CLUB SLIM - 21 Cherry-Wood Veneer.  
«MSK Koch Center» Hospital. NY, USA. Photography: Chris Cooper.



SHORT SLIM



LONG SLIM



MATERIALS & COMPONENTS

Wood Veneer Shade

Top & Bottom Acrylic Diffuser

Metal Canopy

2 Stainless Steel Cable

2,5 m drop 8 ft drop

Transparent Electrical Cable

2,5 m drop 8 ft drop

LIGHT SOURCE

220 - 240V

Dimmable Integrated LED

Class I

120 - 277V

Dimmable Integrated LED

US

FINISHES

WOOD VENEER COLOURS

- |                   |                  |
|-------------------|------------------|
| 20 Ivory White    | 22 Natural Beech |
| 21 Natural Cherry | 23 Natural White |
| 24 Yellow         | 29 Grey          |
| 25 Orange         | 33 Pale Rose     |
| 26 Red            | 34 Sea Blue      |
| 28 Blue           |                  |

METAL CANOPY COLOUR

- NI-Nickel



Go to web

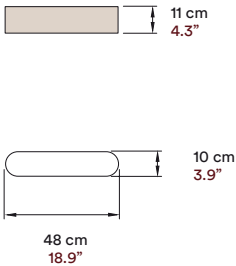
● I-CLUB SLIM - SUSPENSION. 21 Natural Cherry Wood Veneer.  
Photography: Jara Varela

● I-CLUB SLIM - SUSPENSION. 21 Natural Cherry Wood Veneer.






SMALL



SLIM



MATERIALS & COMPONENTS

Wood Veneer Shade

Bottom & Upper Acrylic Diffuser

Metal Back Plate

LIGHT SOURCE

220 - 240V  
Dimmable Integrated LED

Class I

120 - 277V  
Dimmable Integrated LED

US PENDING

ADA Compliant

FINISHES

WOOD VENEER COLOURS

- |                   |                  |
|-------------------|------------------|
| 20 Ivory White    | 22 Natural Beech |
| 21 Natural Cherry | 23 Natural White |
| 24 Yellow         | 29 Grey          |
| 25 Orange         | 33 Pale Rose     |
| 26 Red            | 34 Sea Blue      |
| 28 Blue           |                  |

SMALL



Go to web

SLIM



Go to web

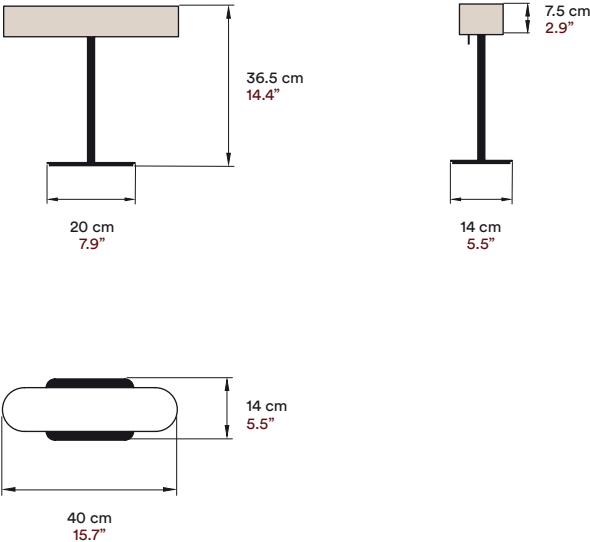


- I-CLUB - SMALL WALL.  
21 Natural Cherry Wood Veneer.



- I-CLUB - WALL.  
21 Natural Cherry Wood Veneer.





MATERIALS & COMPONENTS

Wood Veneer Shade

Bottom & Upper Acrylic Diffuser

Metal Stem & Base

Touch on/off Dimming Rod

Electrical Cable

145 cm 57"

LIGHT SOURCE

220 - 240V

Dimmable Integrated LED

Class II 

120V

Dimmable Integrated LED



FINISHES

WOOD VENEER COLOURS

- |   |  |
|---|--|
|  20 Ivory White    |  22 Natural Beech |
|  21 Natural Cherry |  23 Natural White |
|  24 Yellow         |  29 Grey          |
|  25 Orange         |  33 Pale Rose     |
|  26 Red            |  34 Sea Blue      |
|  28 Blue           |  |

METAL COLOUR

-  NI-Nickel



Go to web



• I-CLUB - TABLE. 21 Natural Cherry Wood Veneer. Photo: 3000k.  
Photography: Santiago Relanzón.



# I - LINE



## I-Line

Short & Long Suspension

Designed by:  
Burkhard Dämmer

I-Line is the minimalist evolution of the I-Club collection. While many similar lamps exist on the market, none match the unique warmth of natural wood veneer illuminated from within.

Available in two lengths, short and long suspension, I-Line offers both direct and ambient light simultaneously.

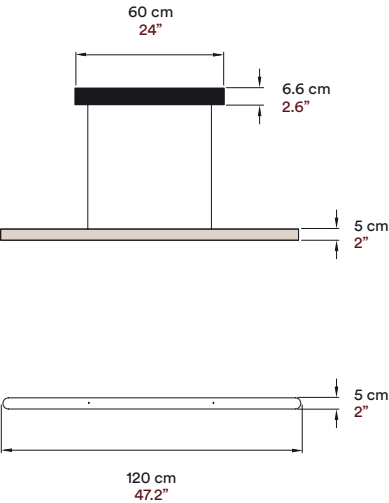
Its simple, symmetrical, and serene design lends understated elegance to workspaces, dining areas, and beyond.



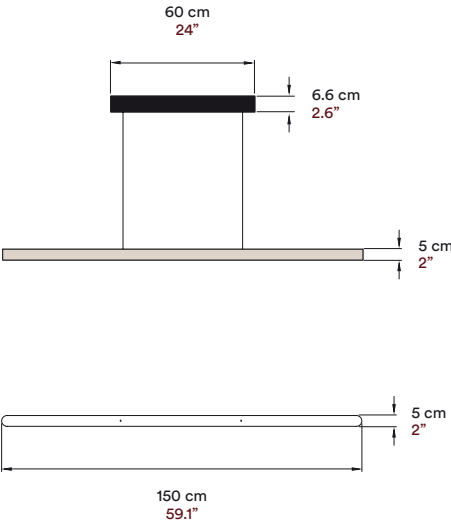
● I-LINE - SUSPENSION. 20 Ivory White Wood Veneer.  
Photography: Angel Segura.



SHORT



LONG



MATERIALS & COMPONENTS

Wood Veneer Shade

Bottom White Acrylic Diffuser

Top Black Metallic Cover

Black Metal Canopy

2 Black Electrified Cables  
2,5 m drop 8 ft drop

LIGHT SOURCE

220 - 240V  
Dimmable Integrated LED

Class I

120 - 277V  
Dimmable Integrated LED

US

FINISHES

WOOD VENEER COLOURS

- |                   |                  |
|-------------------|------------------|
| 20 Ivory White    | 22 Natural Beech |
| 21 Natural Cherry | 23 Natural White |
| 24 Yellow         | 29 Grey          |
| 25 Orange         | 33 Pale Rose     |
| 26 Red            | 34 Sea Blue      |
| 28 Blue           |                  |

METAL CANOPY COLOURS

- |                |                |
|----------------|----------------|
| BK-Matte Black | WH-Matte White |
|----------------|----------------|



Go to web



• I-LINE - SUSPENSION. 21 Natural Cherry Wood Veneer.  
Photography. Emilio Lekuona.





# Igloo

## Igloo

Table  
Wall

Designed by:  
Studio 11

The Igloo lamp establishes a spatial gesture, an invitation to be inhabited. True to its name, it evokes the threshold of a serene, protective environment. Its luminous opening draws the eye inward, revealing a sculptural volume that asserts its presence with quiet authority.

Available in two versions, one with bulb and another with an integrated LED for a more compact format, the collection comes in two sizes.

Each model emits a warm, enveloping light, bringing intimacy and character to any architectural setting.

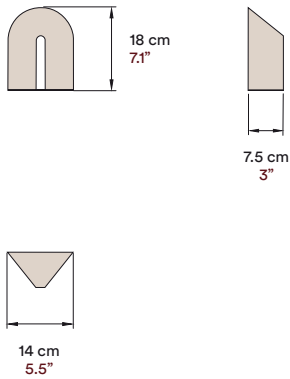
● **IGLOO - SMALL TABLE.** 22 Natural Beech. Photo: 3000k.  
Photography: Filtro Agency.



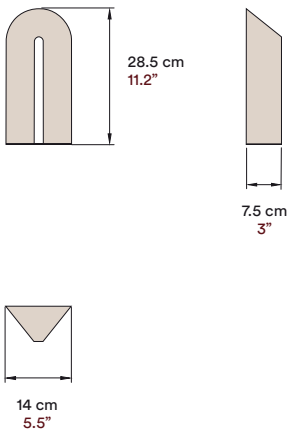
● **IGLOO - MEDIUM & SMALL TABLE.** 23 Natural White, 22 Natural Beech & 34 Sea Blue Wood Veneers.  
Photography: Filtro Agency.



SMALL



MEIDUM



MATERIALS & COMPONENTS

Wood Veneer Shade

Acrylic Diffuser

Metal Base

Black Electrical Cable with on/off or Dimming Switch  
145 cm 57"

LIGHT SOURCE

220 - 240V  
Dimmable Integrated LED  
or  
Bulb E14

Class II 

120V  
Bulb E12




FINISHES

WOOD VENEER COLOURS

- |   |  |
|---|--|
|  20 Ivory White    |  22 Natural Beech |
|  21 Natural Cherry |  23 Natural White |
|  24 Yellow         |  29 Grey          |
|  25 Orange         |  33 Pale Rose     |
|  26 Red            |  34 Sea Blue      |
|  28 Blue           |  |

METAL COLOUR

-  BK-Matte Black

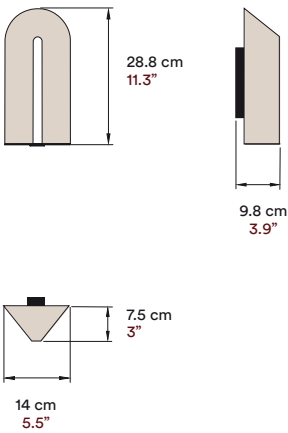


Go to web



• IGLOO - MEDIUM TABLE. 23 Natural White Wood Veneer.  
Photography: Santiago Relanzón.





MATERIALS & COMPONENTS

Wood Veneer Shade

Acrylic Diffuser

White Metal Back Plate

LIGHT SOURCE

220 - 240V  
Dimmable Integrated LED  
or  
Bulb E14

Class II 

120V  
Bulb E12



FINISHES

WOOD VENEER COLOURS

- |   |  |
|---|--|
|  20 Ivory White    |  22 Natural Beech |
|  21 Natural Cherry |  23 Natural White |
|  24 Yellow         |  29 Grey          |
|  25 Orange         |  33 Pale Rose     |
|  26 Red            |  34 Sea Blue      |
|  28 Blue           |  |



Go to web



• IGLOO - WALL. 23 Natural White Wood Veneer. Photo: 3000k.  
Photography: Santiago Relanzón.



# KACTOS



• **KACTOS - SUSPENSION.** 33 Sea Blue Wood Veneer.  
Photography: Manu Toro.

## Kaktos

Suspension  
Table

Designed by:  
Ray Power

Kaktos evokes a sense of familiarity, while asserting a distinct identity.

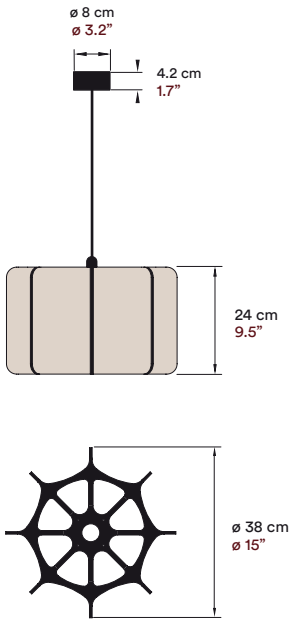
With a strong presence, refined character, and a subtle nod to nostalgia, it integrates seamlessly into both contemporary and timeless interiors.

Its construction features an internal acrylic structure that defines the outer silhouette and optimizes light distribution by minimizing shadows. Surrounding the light source, vertical wood veneer panels are arranged in a concave pattern, creating depth, rhythm, and visual warmth.



• **KACTOS - TABLE.** 33 Pale Rose Wood Veneer & White Ceramic Base. Photo: 4000k.  
Photography: Manu Toro.





MATERIALS & COMPONENTS

Wood Veneer Shade

Acrylic Frame

Metal Canopy

Electrical Cable  
2,5 m drop 8 ft drop

LIGHT SOURCE

220-250V  
Bulb E27


Class II 

120V  
Bulb E26


 US

FINISHES

RECOMMENDED WOOD VENEER COLOURS

- |   |  |
|---|--|
|  20 Ivory White    |  22 Natural Beech |
|  21 Natural Cherry |  23 Natural White |
|  26 Red            |  33 Pale Rose     |
|  28 Blue           |  34 Sea Blue      |
|  29 Grey           |  |

METAL CANOPY & ACRYLIC FRAME COLOURS

- |  |  |
|--|--|
|  BK-Matte Black |  WH-Matte White |
|--|--|

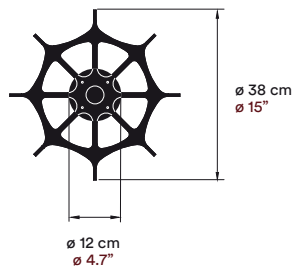
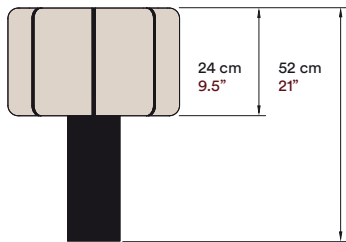


Go to web



• KACTOS - SUSPENSION. 21 Natural Cherry Wood Veneer. Photo: 3000k.  
Photography: Manu Toro.





MATERIALS & COMPONENTS

Wood Veneer Shade

Ceramic Base

Acrylic Frame

Electrical Cable with Dimming Switch  
145 cm 57"

LIGHT SOURCE

220-250V  
Bulb E27


Class II 

120V  
Bulb E26



FINISHES

RECOMMENDED WOOD VENEER COLOURS

- |   |  |
|---|--|
|  20 Ivory White    |  22 Natural Beech |
|  21 Natural Cherry |  23 Natural White |
|  26 Red            |  33 Pale Rose     |
|  28 Blue           |  34 Sea Blue      |
|  29 Grey           |  |

CERAMIC BASE & ACRYLIC FRAME COLOURS

- |  |  |
|--|--|
|  BK-Matte Black |  WH-Matte White |
|--|--|



Go to web



• KACTOS - TABLE, 21 Cherry Wood Veneer & White Ceramic Base. Photo: 4000k.  
Photography: Santiago Relanzón.



# LENS

## Lens

Wall

Designed by:  
Mut Design



Lens is a portal, an invitation to step through the mirror and into another dimension. It creates an unexpected illusion of depth, gently framed by a warm, backlit ring of natural wood veneer.

Available in three shapes, circular, oval, and super-oval, Lens functions beautifully as a standalone piece or as part of a grouped composition.

The circular version can be customised with engraved numbers on the mirror, transforming it into an elegant room indicator for hotel corridors. It also offers a quiet moment of self-reflection before stepping out, perfect for a quick touch-up or a final glance.



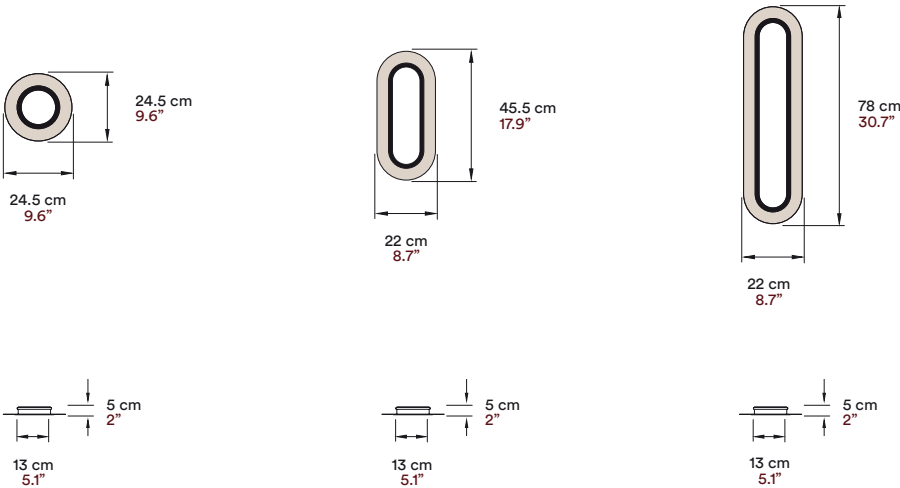
• LENS - WALL SUPEROVAL & OVAL  
21 Natural Cherry Wood Veneer, Black Metal Structure & Mirror. Photo: 4000k.



CIRCULAR

OVAL

SUPEROVAL



MATERIALS & COMPONENTS

Wood Veneer Shade

Central Mirror\*  
\*Customisable with signage on mirror

Metal Ring

LIGHT SOURCE

220 - 240V  
Dimmable Integrated LED

Class I

120 - 277V  
Dimmable Integrated LED

US

ADA Compliant

FINISHES

WOOD VENEER COLOURS

- |                   |                  |
|-------------------|------------------|
| 20 Ivory White    | 22 Natural Beech |
| 21 Natural Cherry | 23 Natural White |
| 24 Yellow         | 29 Grey          |
| 25 Orange         | 33 Pale Rose     |
| 26 Red            | 34 Sea Blue      |
| 28 Blue           |                  |

METAL COLOURS

- |                |         |
|----------------|---------|
| BK-Matte Black | GD-Gold |
| IV-Matte Ivory |         |



• LENS - WALL CIRCULAR. 20 Ivory White Wood Veneer, Gold Metal & Mirror. Photo: 4000k. Photography: Ángel Segura.





• **LINK - LARGE SUSPENSION.** 21 Natural Cherry Wood Veneer.  
Photography : Lisa Petrole.

Link

# Link

Small & Large Suspension  
Floor

Designed by:  
Ray Power

Link is a bold and intelligent lamp, defined by its wood veneer shaped into overlapping Möbius ribbons, a continuous surface with only one side, like an infinite loop.

This mathematical elegance comes to life in Link's undulating, airy form, making it a captivating presence in any space, whether lit or unlit.

Its floating structure reveals the creative potential of combining light with wood veneer. The way it curves and folds suggests both movement and stillness, like sitting at the edge of the sea, lost in thought as the waves gently wash over your feet.

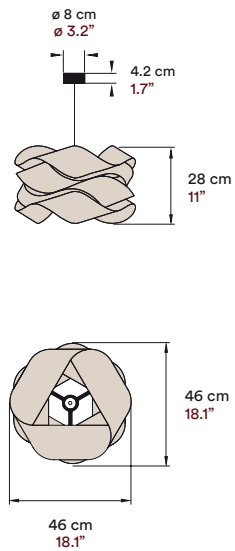
Link



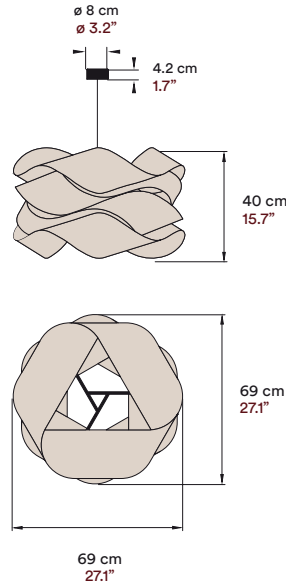




SMALL



LARGE



MATERIALS & COMPONENTS

Wood Veneer Shade

Metal Tripod & Canopy

Electrical Cable

2,5 m drop 8 ft drop

LIGHT SOURCE

220 - 240V

Bulb E27

Class I



120V

Bulb E26



FINISHES

WOOD VENEER COLOURS

- |                   |                  |
|-------------------|------------------|
| 20 Ivory White    | 22 Natural Beech |
| 21 Natural Cherry | 23 Natural White |
| 24 Yellow         | 29 Grey          |
| 25 Orange         | 33 Pale Rose     |
| 26 Red            | 34 Sea Blue      |
| 28 Blue           |                  |

METAL COLOURS

- |                |           |
|----------------|-----------|
| BK-Matte Black | NI-Nickel |
| WH-Matte White |           |

AWARDS



DESIGN PLUS

Chicago

Frankfurt



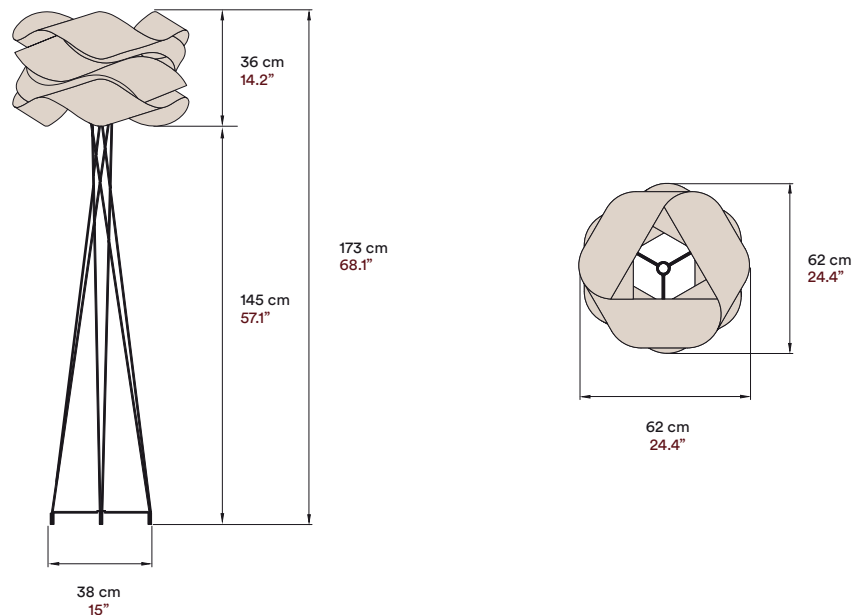
Go to web



• LINK - LARGE SUSPENSION.  
20 Ivory White Wood Veneer.







MATERIALS & COMPONENTS

- Wood Veneer Shade
- Black Metal Tripod
- Metal Base
- Electrical Cable with Dimming Switch  
185 cm 53"

LIGHT SOURCE

- 220 - 240V  
Bulb E27
- 120V  
Bulb E26

Class II



FINISHES

WOOD VENEER COLOURS

- |                   |                  |
|-------------------|------------------|
| 20 Ivory White    | 22 Natural Beech |
| 21 Natural Cherry | 23 Natural White |
| 24 Yellow         | 29 Grey          |
| 25 Orange         | 33 Pale Rose     |
| 26 Red            | 34 Sea Blue      |
| 28 Blue           |                  |

METAL COLOUR

- NI-Nickel



Go to web



• LINK - FLOOR. 20 Ivory White Wood Veneer. Photo: 4000k.  
Photography: Santiago Relanzón.



# LINK CHAIN

## Link Chain

Small, Medium &  
Large Suspension

Designed by:  
Ray Power & Mariví Calvo

Link Chain is a striking pendant lamp that stands out for its precise modular construction and the vast number of possible configurations, allowing it to be fully tailored to the client's needs.

Based on the original Link suspension lamp, available in both small and large versions, Link Chain can be built as either a vertical or horizontal system.

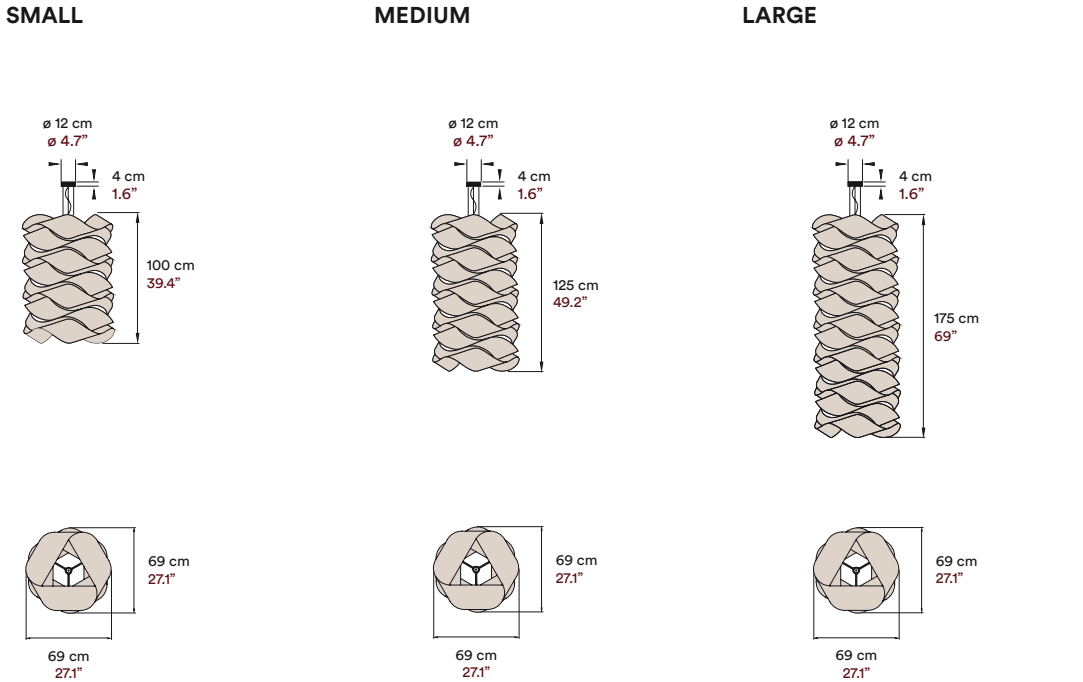
Link Chain Vertical is composed of three, four, or six modules in its standard configurations, though it can also be custom-built to suit the space or project. The visual effect is extraordinary: the undulating, wave-like Link modules stack into a sculptural tower of light.

Link Chain Horizontal can be designed in straight lines, gentle waves, or even circular formations, depending on the client's specifications.



• LINK CHAIN - SMALL SUSPENSION. 20 Ivory White Wood Veneer.





MATERIALS & COMPONENTS

Wood Veneer Shade

White Metal Tripod

Metal Canopy

3 Stainless Steel Cables  
2,5 m drop 8 ft drop

Transparent Electrical Cable  
2,5 m drop 8 ft drop

LIGHT SOURCE

220 - 240V  
3, 4 or 6 Bulbs E27

Class I

120V  
3, 4 or 6 Bulbs E26



FINISHES

RECOMMENDED WOOD VENEER COLOURS

- 20 Ivory White
- 22 Natural Beech
- 21 Natural Cherry
- 23 Natural White

METAL CANOPY COLOUR

- NI-Nickel



Go to web



- LINK CHAIN LARGE - SUSPENSION.  
20 Ivory White Wood Veneer.
- LINK CHAIN CUSTOM - SUSPENSION.  
20 Ivory White Wood Veneer.



As the Link Chain is a modular system, it allows for different lengths and combination of Link shade modules upon request.



LO

LA

## Lola

Suspension  
Floor

Table  
Wall

Designed by:  
Ray Power

Lola is a lamp with a conical silhouette and a complex geometric pattern, another example of Ray Power's ability to transform mathematical calculations into striking objects.

His exploration goes one step further, defining a classical volume while filling the space with a sense of refined, almost forgotten luxury.

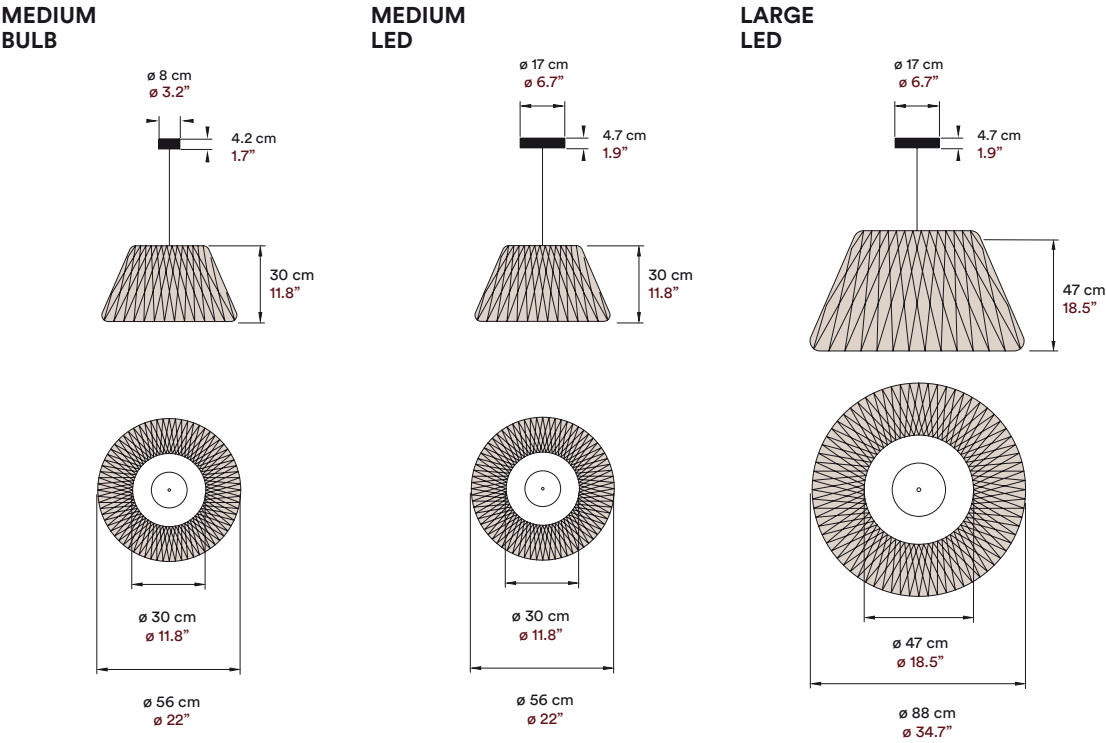
• **LOLA - MEDIUM SUSPENSION.** 20 Ivory White Wood Veneer. Photo: 2700k.  
Photography: Santiago Relanzón.





• **LOLA - MEDIUM SUSPENSION**, 20 Ivory White Wood Veneer. Photo: 4000 k.  
Photography: Santiago Relanzón.





MATERIALS & COMPONENTS

Woven Wood Veneer Shade

Acrylic Frame

Metal Canopy

Electrical Cable  
2,5 m drop 8 ft drop

FINISHES

RECOMMENDED WOOD VENEER COLOURS

- 20 Ivory White
- 23 Natural White
- 22 Natural Beech

METAL CANOPY COLOUR

- NI-Nickel

LIGHT SOURCE

220 - 240V  
Dimmable Integrated LED  
or  
Bulb E27 - only medium size

Class I

120 - 277V  
Dimmable Integrated LED  
or  
120V - only medium size  
Bulb E26

US

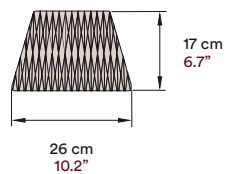


Go to web



• LOLA - SUSPENSION.  
22 Natural Beech Wood Veneer.





MATERIALS & COMPONENTS

Woven Wood Veneer Shade

Acrylic Frame

Nickel Metal Back Plate

FINISHES

RECOMMENDED WOOD VENEER COLOURS

- 20 Ivory White
- 23 Natural White
- 22 Natural Beech

LIGHT SOURCE

220 - 240V

2 Bulbs GX53

Class I

120V

2 Bulbs GX53

ADA Compliant

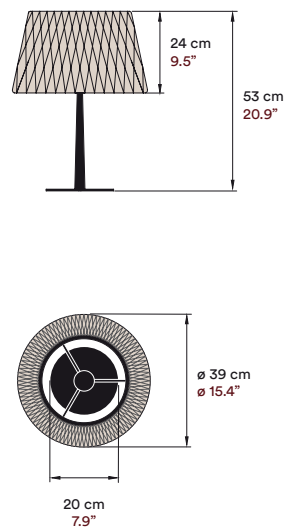


Go to web



• LOLA - WALL. 20 Ivory White Wood Veneer. Photo: 2700k. Photography: Santiago Relanzón.





MATERIALS & COMPONENTS

Woven Wood Veneer Shade

Transparent Acrylic Frame

Metal Base

Electrical Cable with Dimming Switch  
145 cm 57"

LIGHT SOURCE

220 - 240V  
Bulb E27




Class II 

120V  
Bulb E26






FINISHES

RECOMMENDED WOOD VENEER COLOURS

-  20 Ivory White
-  23 Natural White
-  22 Natural Beech

METAL COLOURS

-  BK-Matte Black
-  GD-Gold
-  IV-Matte Ivory



Go to web

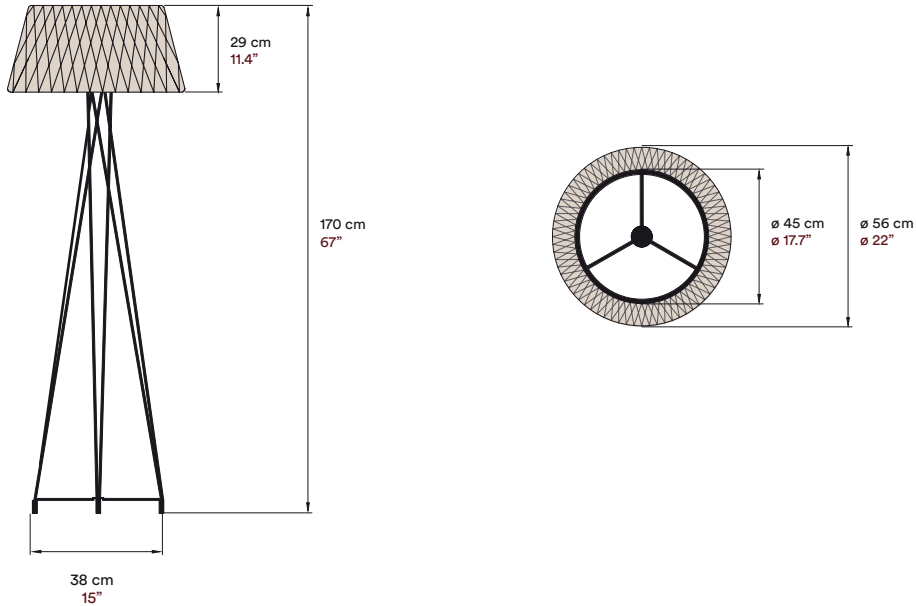


• LOLA - TABLE. 20 Ivory White Wood Veneer & Gold Metal Foot. Photo: 2700k.



• LOLA - TABLE . 20 Ivory White Wood Veneer & Matte Ivory, Matte Black & Gold Metal.





MATERIALS & COMPONENTS

Woven Wood Veneer Shade

Acrylic Frame

Metal Foot

Electrical Cable with Dimming Switch  
185 cm 53"

LIGHT SOURCE

220 - 240V  
Bulb E27

Class II

120V  
Bulb E26



FINISHES

RECOMMENDED WOOD VENEER COLOURS

- 20 Ivory White
- 23 Natural White
- 22 Natural Beech

METAL COLOURS

- BK-Matte Black
- GD-Gold
- IV-Matte Ivory
- NI-Nickel



Go to web



• LOLA - FLOOR, 20 Ivory White Wood Veneer. Photo: 3000k.  
Photography: Santiago Relanzón.



# Mini Mikado



• **MINIMIKADO - SUSPENSION.**  
21 Natural Cherry Wood Veneer. Photo: 5000k.



• **MINIMIKADO - SUSPENSION.** 20 Ivory White Wood Veneer.

## Mini Mikado

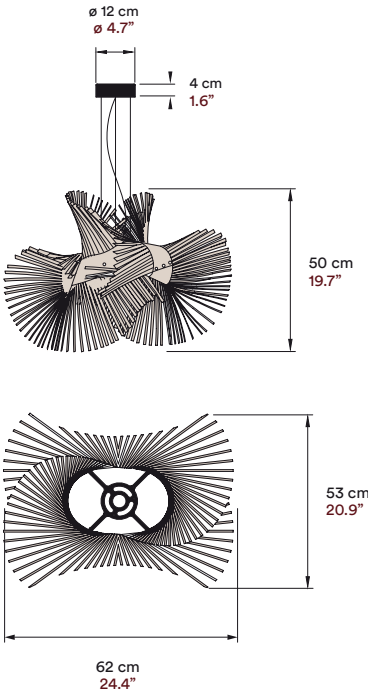
Suspension  
Designed by:  
Miguel Herranz

Mikado takes its name from the traditional pick-up sticks game, evoking a structure of intersecting lines, delicate yet dynamic, where balance is key.

Light radiates through strips of wood veneer that fan out like wings in flight. Both chaotic and harmonious, Mikado's form conveys a sense of movement and balance, an organic structure shaped with purpose and care.

It is a free-spirited piece, full of energy, crafted with precision and imagination.





MATERIALS & COMPONENTS

Wood Veneer Shade

Metal Structure & Canopy

3 Stainless Steel Cables

2,5 m drop 8 ft drop

Transparent Electrical Cable

2,5 m drop 8 ft drop

LIGHT SOURCE

220 - 240V

Bulb E27

Class I



120V

Bulb E26



FINISHES

WOOD VENEER COLOURS

- |                   |                  |
|-------------------|------------------|
| 20 Ivory White    | 22 Natural Beech |
| 21 Natural Cherry | 23 Natural White |
| 24 Yellow         | 29 Grey          |
| 25 Orange         | 33 Pale Rose     |
| 26 Red            | 34 Sea Blue      |
| 28 Blue           |                  |

METAL COLOUR

- NI-Nickel

AWARDS



DESIGN PLUS

Chicago

Frankfurt

170



Go to web



• MINIMIKADO - SUSPENSION. 24 Yellow Wood Veneer.  
Photography: Jara Varela.



# NEW

## New Wave

Suspension

Designed by:  
Ray Power

New Wave evokes the gentle rhythm of a calm sea. Its form is defined by the layering of two sheets of wood veneer: a lighter-toned inner layer and a darker outer one, meticulously designed to optimise contrast, translucency, and depth.

The inner edge subtly extends beyond the outer layer, accentuating the profile and casting light outward in a soft, enveloping glow. This delicate interplay between form and illumination gives New Wave a presence that is both dynamic and serene within the space.

Predefined colour combinations ensure aesthetic coherence, balanced contrast, and harmonious light diffusion across all configurations.

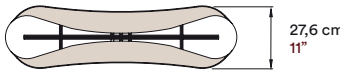
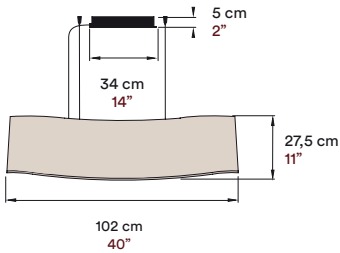


● **NEW WAVE - SUSPENSION.** 28 Blue & 24 Yellow Wood Veneers.  
Photography: Santiago Relanzón.

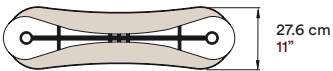
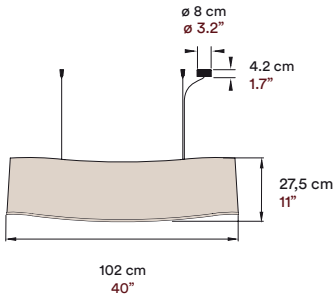
# WAVE



LED



BULBS



MATERIALS & COMPONENTS

Wood Veneer Shade

White Metal Interior Structure

Metal Canopy

4 Stainless Steel Cables

2,5 m drop 8 ft drop

Transparent Electrical Cable

2,5 m drop 8 ft drop

LIGHT SOURCE

220 - 240V

Dimmable Integrated LED

or

2 Bulbs E27

Class I CE

120 - 277V

Dimmable Integrated LED

or

120V

2 Bulbs E26

UL US

FINISHES

RECOMMENDED WOOD VENEER COLOUR COMBINATIONS

Exterior

21 Cherry

26 Red

28 Blue

Interior

20 Ivory White

24 Yellow

24 Yellow

METAL CANOPY COLOUR

NI-Nickel

AWARDS



Chicago



Go to web



NEW WAVE - SUSPENSION. 28 Blue & 24 Yellow Wood Veneers. Photo: 3000k.



NEW WAVE - SUSPENSION  
21 Natural Cherry & 20 Ivory White Wood Veneers.

NEW WAVE - SUSPENSION  
26 Red & 20 Yellow Wood Veneers.





# NUT

## Nut

Suspension

Designed by:  
Ray Power

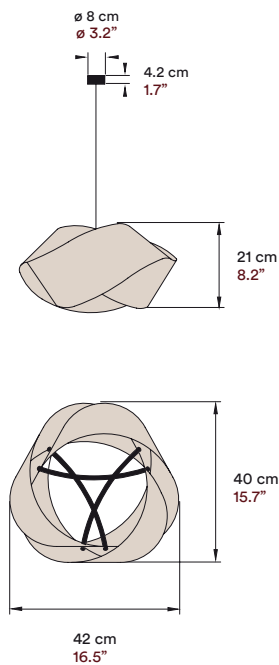
Nut is, at its core, a simple knot of wood veneer wrapped around a light bulb, a masterclass in simplicity and yet another example of Ray Power's talent for transforming geometry into design.

Part of LZP's very first collection, Nut remains one of its best-selling and most iconic pieces.



• NUT - SUSPENSION. 22 Natural Beech Wood Veneer. 3000k.





MATERIALS & COMPONENTS

Wood Veneer Shade

Metal Tripod & Canopy

Electrical Cable  
2,5 m drop 8 ft drop

LIGHT SOURCE

220 - 240V  
Bulb E27

Class I

120V  
Bulb E26

US

FINISHES

WOOD VENEER COLOURS

- |                   |                  |
|-------------------|------------------|
| 20 Ivory White    | 22 Natural Beech |
| 21 Natural Cherry | 23 Natural White |
| 24 Yellow         | 29 Grey          |
| 25 Orange         | 33 Pale Rose     |
| 26 Red            | 34 Sea Blue      |
| 28 Blue           |                  |

METAL COLOURS

- |                |           |
|----------------|-----------|
| BK-Matte Black | NI-Nickel |
| WH-Matte White |           |



Go to web

- **NUT - SUSPENSION**  
20 Ivory White Wood Veneer & Black Metal estrutura.



- **NUT - SUSPENSION.** 20 Ivory White Wood Veneer. Photo: 4000k.  
Photography: Jara Varela.







• OH! LINE - LARGE SUSPENSION. 20 Ivory White Wood Veneer.  
Photography: Ángel Segura.

OH!

## Oh!Line

Medium & Large  
Suspension

Designed by:  
Burkhard Dämmer  
& Mariví Calvo

The Oh! Line is the circular counterpart to LZF's linear I-Line lamp. While I-Line provides focused lighting ideal for task-oriented spaces, Oh! Line encourages communal experiences, its ring-shaped illumination invites gathering, connection, and shared moments, whether around a table, in a meeting, or during a meal.

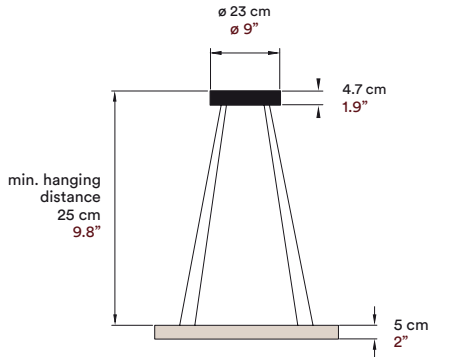
With the same slender profile as its sister lamp, Oh! Line offers a new way to experience light, one that feels open, welcoming, and inclusive.

This piece was born from a creative dialogue between designer Burkhard Dämmer and LZF's Creative Director, Mariví Calvo. Their ongoing collaboration has resulted in several iconic designs for LZF, and Oh! Line is a natural evolution of that process: a reinterpretation of I-Line's minimalist elegance, now transformed into a sculptural circular form.

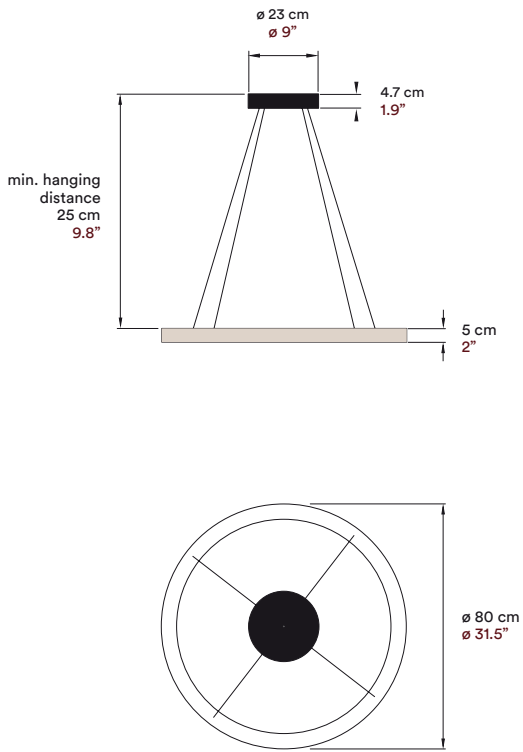
The wooden ring of the lamp glows with natural warmth, thanks to LZF's signature backlit veneer.



MEDIUM



LARGE



MATERIALS & COMPONENTS

Wood Veneer Shade

Bottom White Acrylic Diffuser

Top Black Metallic Ring

Metal Canopy

2 Black Steel Cables

2,5 m drop 8 ft drop

2 Black Electrified Cables

2,5 m drop 8 ft drop

LIGHT SOURCE

220 - 240V

Dimmable Integrated LED

Class I 

120 - 277V

Dimmable Integrated LED



FINISHES

WOOD VENEER COLOURS

- |   |  |
|---|--|
|  20 Ivory White    |  22 Natural Beech |
|  21 Natural Cherry |  23 Natural White |
|  24 Yellow         |  29 Grey          |
|  25 Orange         |  33 Pale Rose     |
|  26 Red            |  34 Sea Blue      |
|  28 Blue           |  |

METAL CANOPY COLOUR

-  BK-Matte Black



Go to web



• OH!LINE - LARGE SUSPENSION. 20 Ivory White Wood Veneer.





# Omma

Suspension      Wall  
Table              Floor

Designed by:  
Eli Gutiérrez

Omma is a versatile lighting collection designed by Eli Gutiérrez, where each model plays with form and direction to create unique atmospheres. Its most distinctive visual feature is a series of slim wood veneer “leaves” that evoke the pages of an open book, a subtle metaphor connecting nature, reading, and light.

There are two main pendant formats: Omma Suspension and Omma Line. Omma Suspension stands out for its high flexibility: each individual leaf can rotate up to 180°, allowing light to be directed in multiple directions. This version fully embodies the “open book” concept and is ideal for dynamic ambient lighting.

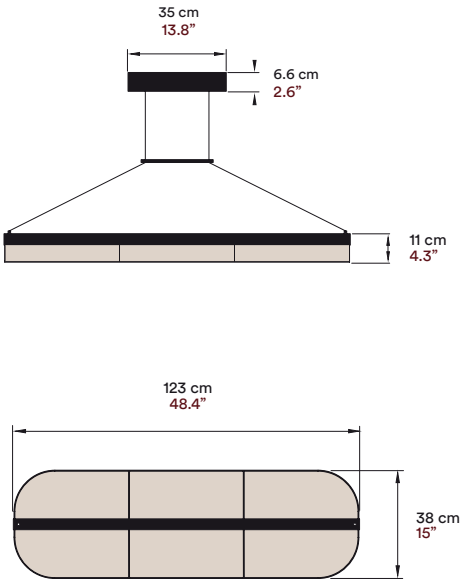
In contrast, Omma Line is a fixed, minimalist piece, suspended by two ultra-slim electrical cables. The light source is recessed within the structure, eliminating glare and providing effective task lighting with a discreet presence.



● **OMMA - 1 LONG LEAF SUSPENSION.** 21 Natural Cherry Wood Veneer & Gold Metal Structure.  
Photography: Manu Toro.



1 LONG LEAF



MATERIALS & COMPONENTS

Wood Veneer Shade

Metal Canopy & Structure

Electrified Cables

FINISHES

WOOD VENEER COLOUR

21 Natural Cherry

METAL COLOURS

BK-Matte Black

GD-Gold

LIGHT SOURCE

220 - 240V  
Dimmable Integrated LED

Class I

120 - 277V  
Dimmable Integrated LED

US



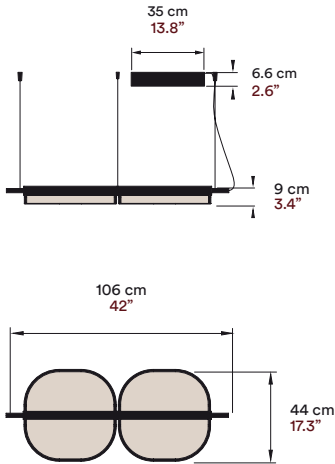
Go to web



• OMMA 1 LONG LEAF - SUSPENSION. 21 Natural Cherry Wood Veneer & Matte Black Metal Structure.  
Photography: KlunderBle.



2 LEAVES



MATERIALS & COMPONENTS

Wood Veneer Shade

Metal Canopy & Structure

Coaxial Power Cable

Black Steel Cables

LIGHT SOURCE

220 - 240V  
Dimmable Integrated LED

Class I

120 - 277V  
Dimmable Integrated LED



FINISHES

WOOD VENEER COLOURS

- 21 Natural Cherry
- 23 Natural White
- 22 Natural Beech

METAL COLOURS

- BK-Matte Black
- GD-Gold



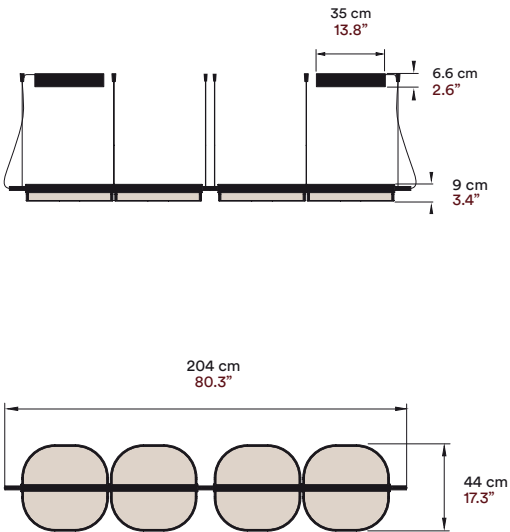
Go to web



• OMMA 2 LEAVES - SUSPENSION. 21 Natural Cherry Veneer & Matte Black Metal Structure.  
Photography: Santiago Relanzón.



DOUBLE 2



MATERIALS & COMPONENTS

Wood Veneer Shade

Metal Canopy & Structure

Coaxial Power Cables

Black Steel Cables

FINISHES

WOOD VENEER COLOURS

- 21 Natural Cherry
- 23 Natural White
- 22 Natural Beech

METAL COLOURS

- BK-Matte Black
- GD-Gold

LIGHT SOURCE

220 - 240V  
Dimmable Integrated LED

Class I

120 - 277V  
Dimmable Integrated LED

US

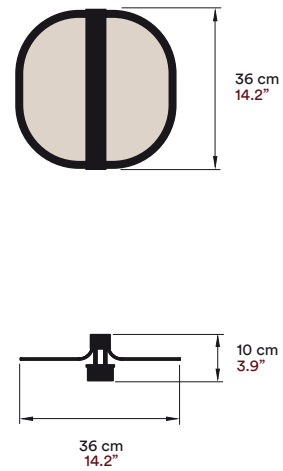


Go to web



• OMMA DOUBLE 2 - SUSPENSION. 21 Natural Cherry Wood Veneer & Matte Black Metal Structure..  
Photography: KlunderBie.





MATERIALS & COMPONENTS

Wood Veneer Shade

Metal Structure

Metal Back Plate

FINISHES

WOOD VENEER COLOURS

- 21 Natural Cherry
- 23 Natural White
- 22 Natural Beech

METAL COLOURS

- BK-Matte Black
- GD-Gold

LIGHT SOURCE

220 - 240V  
Dimmable Integrated LED

Class I

120 - 277V  
Dimmable Integrated LED



ADA Compliant




Go to web



• OMMA - WALL. 23 Natural White Wood Veneer & Matte Black Metal Structure.  
Photography: Ángel Segura.





MATERIALS & COMPONENTS

Wood Veneer Shade

Metal Structure, Stem & Base

Electrical Cable with Dimming Switch and Transformer on Plug  
145 cm 57"

LIGHT SOURCE

220-240V  
Dimmable Integrated LED

Class II

120V  
Dimmable Integrated LED



FINISHES

WOOD VENEER COLOURS

- 21 Natural Cherry
- 23 Natural White
- 22 Natural Beech

METAL COLOURS

- BK-Matte Black
- GD-Gold

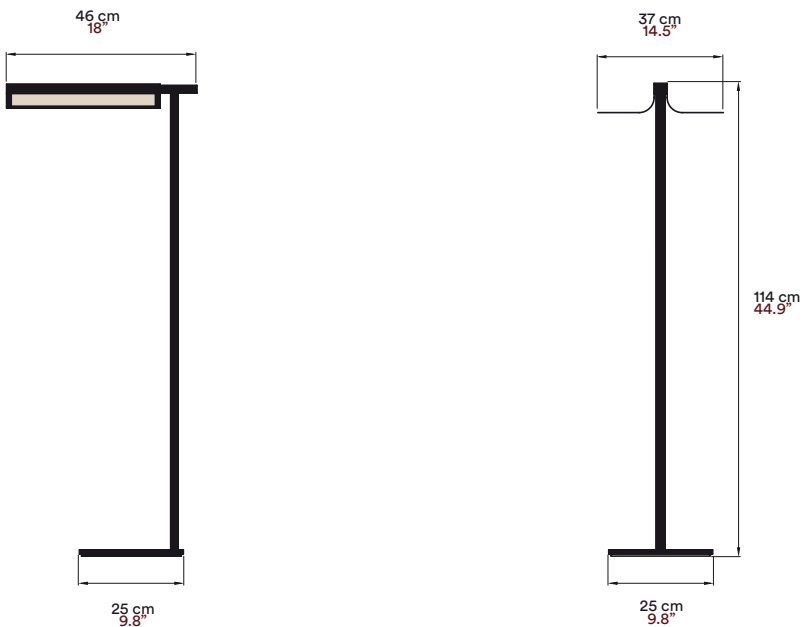


Go to web



• OMMA TABLE. 23 Natural White Wood Veneer & Matte Black Metal Structure.  
Photography: Emilio Lekuona





MATERIALS & COMPONENTS

Wood Veneer Shade

Metal Structure, Stem & Base

Electrical Cable with Dimming Switch and Transformer on Plug  
185 cm 73"

LIGHT SOURCE

220-240V  
Dimmable Integrated LED

Class II  

120V  
Dimmable Integrated LED

 US PENDING

FINISHES

WOOD VENEER COLOURS

- 21 Natural Cherry
- 22 Natural Beech
- 23 Natural White

METAL COLOURS

- BK-Matte Black
- GD-Gold



Go to web



• OMMA - FLOOR. 23 Natural White Wood Veneer & Black Metal Structure.  
Photography: Manu Toro.



# ORBIT

## Orbit

Mini & Medium  
Wall

Designed by:  
Miguel Herranz

Orbit, created by Spanish designer Miguel Herranz, is one of LZF's first and best-selling designs.

Shaped from a single sheet of wood veneer and available in two sizes, its sculptural form diffuses light upward and downward through its open ends, while a soft inner glow radiates outward, highlighting the wood's natural grain.

This year, the family welcomes a new addition: the Mini Orbit.

# B



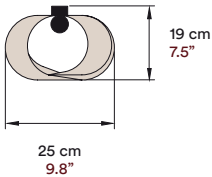
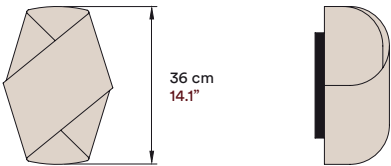
# T



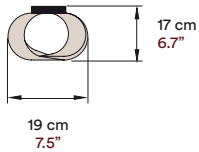
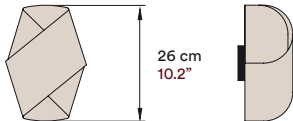
• **ORBIT - WALL.** 20 Ivory White Wood Veneer. Photo 4000k.  
Photography: Santiago Relanzón.



MEDIUM



MINI



MATERIALS & COMPONENTS

Wood Veneer Shade

White Metal Back Plate

LIGHT SOURCE

220 - 240V  
Bulb E27

Class I

120V  
Bulb E26



FINISHES

WOOD VENEER COLOURS

- |                   |                  |
|-------------------|------------------|
| 20 Ivory White    | 22 Natural Beech |
| 21 Natural Cherry | 23 Natural White |
| 24 Yellow         | 29 Grey          |
| 25 Orange         | 33 Pale Rose     |
| 26 Red            | 34 Sea Blue      |
| 28 Blue           |                  |



Go to web



• **MINI ORBIT - WALL.** 20 Ivory White Wood Veneer. Photo: 4000k.  
Photography: Santiago Relanón.

• **ORBIT - WALL.** 20 Ivory White Wood Veneer. Photo: 4000k.  
Photography: Santiago Relanón.







● OSCA - LARGE SUSPENSION. 23 Natural White Wood Veneer & Earl Grey Metal Structure. Photo: 2700k.

# Osca

Suspension

Designed by:  
Bodo Sperlein

Osca, designed by Bodo Sperlein, is a sculptural lighting piece that pays homage to architect Oscar Niemeyer. Created in the year of Niemeyer's passing, Osca reflects his legacy through a rhythmic interplay of curved metal and wood veneer arches. These geometric forms rest on a central tray, forming a composition that can be repeated and extended as desired.

Each individual shade houses its own light bulb and hangs from the central tray, creating a refined geometric pattern available in either four or twelve-shade configurations. The craftsmanship involved in shaping the metallic work and miniature veneer shades is truly remarkable. It's one of those designs that reminds us how something that appears simple can in fact be exceptionally complex to build, and all the more beautiful for it.

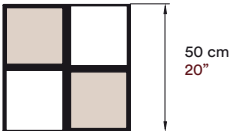
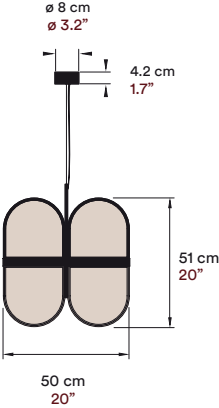

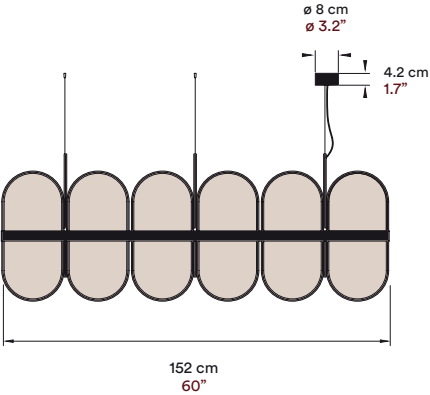


# OSCA



LARGE

SMALL



MATERIALS & COMPONENTS

Wood Veneer Shades

Metal Structure & Canopy

Textile Electrical Cable  
2,5 m drop 8 ft drop

Steel Cables  
2,5 m drop 8 ft drop

FINISHES

WOOD VENEER COLOURS

23 Natural White 33 Pale Rose

METAL COLOURS

EG-Earl Grey GD-Gold

LIGHT SOURCE

220-250V  
Bulbs E27

Class I



120V  
Bulbs E26



SMALL



Go to web

LARGE



Go to web



• OSCA - SMALL SUSPENSION. 23 Natural White Wood Veneer & Earl Grey Metal Structure.



# POPPY & POD

Pod: Medium Suspension  
Poppy: Small & Medium Suspension

Designed by:  
Burkhard Dämmer

## Poppy & Pod

Poppy and Pod, designed by Burkhard Dämmer, are elegant forms rooted in nature. Their shapes are inspired by seed pods and the bulbous form of the opium poppy, a connection echoed in their names. These organic silhouettes evoke a sense of calm and timelessness, like natural objects suspended gently in space.

While striking on their own, Poppy and Pod truly shine when grouped together. Their rounded forms seem made to cluster, creating soft, cloud-like compositions that add rhythm and character to any interior. Their popularity later led to a collaboration between Burkhard and Mariví Calvo that gave rise to the Totem lamp, a continuation of their natural, sculptural spirit.



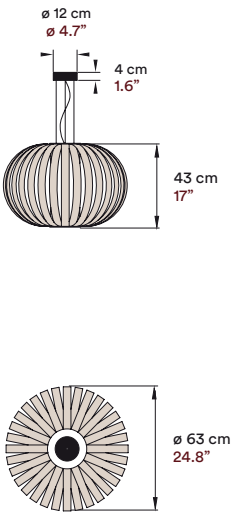
● **POD & POPPY - SUSPENSION.** 21 Cherry, 28 Blue, 30 Turquoise & 31 ChocolateWood Veneers.  
Photography: Marcela Grassi.



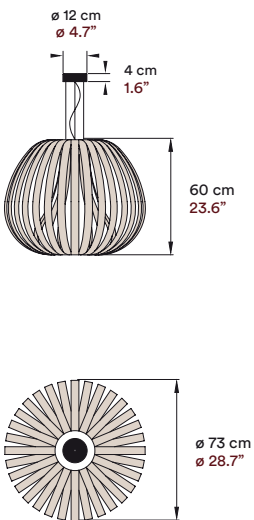




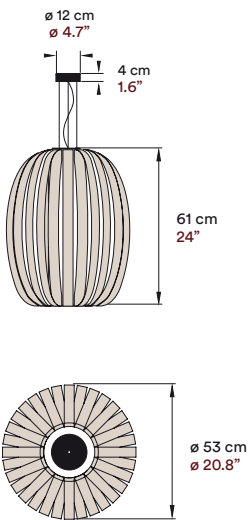
POPPY SMALL



POPPY MEDIUM



POD MEDIUM



MATERIALS & COMPONENTS

Wood Veneer Shade

Metal Canopy

3 Stainless Steel Cables

2,5 m drop 8 ft drop

Transparent Electrical Cable

2,5 m drop 8 ft drop

LIGHT SOURCE

220 - 240V

Bulb E27

Class I



120V

Bulb E26



FINISHES

WOOD VENEER COLOURS

- |                   |                  |
|-------------------|------------------|
| 20 Ivory White    | 22 Natural Beech |
| 21 Natural Cherry | 23 Natural White |
| 24 Yellow         | 29 Grey          |
| 25 Orange         | 33 Pale Rose     |
| 26 Red            | 34 Sea Blue      |
| 28 Blue           |                  |

METAL CANOPY COLOUR

- NI-Nickel

POPPY



Go to web

POD



Go to web



• POPPY - SMALL SUSPENSION. 20 Ivory White Wood Veneer.  
Interior Design: Materia Singular.



# RAINDROP

## Raindrop

Small & Medium  
Suspension

Designed by:  
Javier Herrero Studio

Raindrop captures the fleeting beauty of a glistening droplet just before it falls, a suspended moment of calm before the storm.

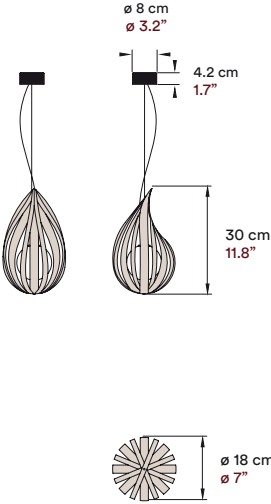
One of the first models at LZF to combine wood veneer with glass, Raindrop features delicate strips of wood shaped into a graceful teardrop. Nestled at its center is a hand-blown glass, glowing softly like the heart of the lamp. This intimate fusion of materials gives Raindrop its distinctive warmth and poetic soul, a gentle sculpture of light, floating in quiet anticipation.



• **RAINDROP - MEDIUM SUSPENSION.** 20 Ivory White Wood Veneer. Photo: 4000k.  
Photography: Emilio Lekuona.



SMALL



MEDIUM



MATERIALS & COMPONENTS

Wood Veneer Shade

Frosted Glass Ball

Metal Canopy

Transparent Electrical Cable

2,5 m drop 8 ft drop

Stainless Steel Cable

2,5 m drop 8 ft drop

FINISHES

RECOMMENDED WOOD VENEER COLOURS

- |                   |              |
|-------------------|--------------|
| 20 Ivory White    | 28 Blue      |
| 21 Natural Cherry | 29 Grey      |
| 22 Natural Beech  | 33 Pale Rose |
| 23 Natural White  | 34 Sea Blue  |

METAL CANOPY COLOUR

- NI-Nickel

LIGHT SOURCE

220 - 240V

Bulb G9

Class I

120V

Bulb G9



Go to web



● RAINDROP  
SMALL SUSPENSION  
21 Natural Cherry Wood Veneer.



● RAINDROP  
MEDIUM SUSPENSION  
21 Natural Cherry Wood Veneer.



# Románica

Slim Wall

Designed by:  
Mariví Calvo

Romanica Slim is a refined reinterpretation of one of LZF's earliest designs.

Now presented in a slimmer profile, it retains the warmth and character of the original, while embracing a more contemporary, minimalist aesthetic.

Crafted from natural wood veneer, Romanica Slim radiates a soft, welcoming light that enhances the material's organic beauty.

Elegant in its simplicity, this piece brings quiet sophistication to any space.

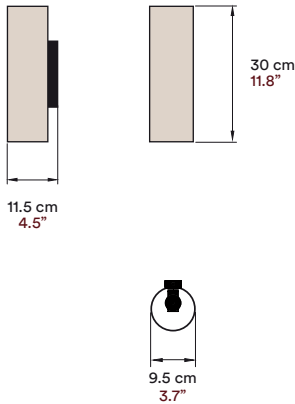
# ROMÁNICA



• **ROMANICA - WALL.** 23 Natural White Wood Veneer. Photo: 4000k.  
Photography: Santiago Relanzón.



SLIM



MATERIALS & COMPONENTS

Wood Veneer Shade

Metal Back Plate

FINISHES

RECOMMENDED WOOD VENEER COLOURS

- 20 Ivory White
- 22 Natural Beech
- 21 Natural Cherry
- 23 Natural White

LIGHT SOURCE

220 - 240V  
Bulb E27

Class I

120V  
Bulb E26

US

METAL COLOURS

- BK-Matte Black
- WH-Matte White



• ROMANICA - WALL. 21 Natural Cherry Wood Veneer. Photo: 4000k. Photography: Santiago Relanzón.



# SPIRO

## Spiro

Medium & Large  
Suspension

Designed by:  
Remedios Simón

Spiro, designed by Remedios Simón, pays homage to the Op Art movement of the 1960s, when geometric forms were used to create mesmerizing optical effects. This lamp features a series of carefully calculated wood veneer spirals, echoing the hypnotic ripples created by raindrops on water. While the pattern may appear spontaneous, each spiral is deliberately positioned to ensure visual harmony, especially in multi-lamp installations, so that the effect remains consistent and cohesive. Spiro offers a moment of stillness and contemplation, wrapped in natural geometry and light.



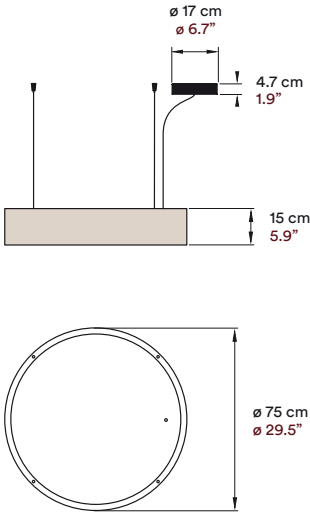
● SPIRO - LARGE SUSPENSION. Matte White Outer Shell & 21 Cherry Wood Veneer. Photo: 4000K.  
«MSK Koch Center» Hospital. NY, USA. Photography: Chris Cooper.







MEDIUM



MATERIALS & COMPONENTS

Opaque Wood or Acrylic Outer Shell

Wood Veneer Spirals

Top & Bottom Diffuser

Metal Canopy

4 Stainless Steel Cables

2,5 m drop 8 ft drop

Electrical Cable

2,5 m drop 8 ft drop

LIGHT SOURCE

220 - 240V  
Dimmable Integrated LED

Class I

120 - 277V  
Dimmable Integrated LED



AWARDS

HD Las Vegas. Product Design Competition. USA

FINISHES

WOOD SHELL

21 Natural Cherry

ACRYLIC SHELL

Black

White

WOOD VENEER SPIRALS WITH WOOD SHELL

21 Natural Cherry

WOOD VENEER SPIRALS WITH ACRYLIC SHELL

20 Ivory White 26 Red

21 Natural Cherry 28 Blue

22 Natural Beech 29 Grey

24 Yellow 33 Pale Rose

25 Orange 34 Sea Blue

METAL CANOPY COLOURS

BK-Matte Black

WH-Matte White



Go to web

• SPIRO - MEDIUM SUSPENSION . Matte White Outer Shell & 28 Blue Wood Veneer.  
Photography: Emilio Lekuona.





## Stitches

Bamako  
Tombuctú

Designed by:  
Burojet

Stitches is a modular lamp collection that brings together the precision of haute couture and the structural elegance of architectural design. Each lamp is made by joining folded wood veneer panels, modules connected at 90-degree angles using a unique outward-facing hem, reminiscent of a reverse Japanese stitch. The laser-cut perforations not only allow the veneer to bend but also become decorative seams, giving the lamp its name and character. Assembled, these stitched modules form sculptural volumes that echo the striking geometry of Mali's adobe architecture, its mosques and mud buildings rich with texture, rhythm, and history. Stitches is both tailored and timeless, crafted light with a structural soul.



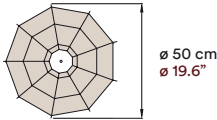
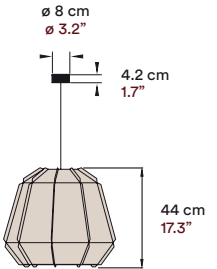
• STITCHES BAMAKO - SUSPENSION. 24 Yellow Wood Veneer. Photo 2700k.



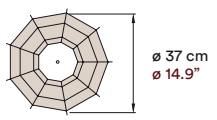
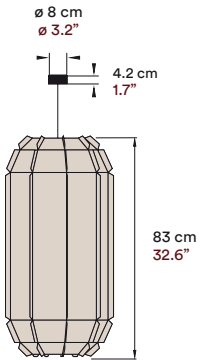




BAMAKO



TOMBUCTÚ



MATERIALS & COMPONENTS

Wood Veneer Shade

Metal Canopy

Transparent Electrical Cable  
2,5 m drop 8 ft drop

FINISHES

RECOMMENDED WOOD VENEER COLOURS

- |                  |              |
|------------------|--------------|
| 20 Ivory White   | 29 Grey      |
| 23 Natural White | 33 Pale Rose |
| 24 Yellow        | 34 Sea Blue  |

METAL CANOPY COLOUR

- NI-Nickel

LIGHT SOURCE

220 - 240V  
Bulb E27

Class I

120V  
Bulb E26

AWARDS



Chicago



Germany



• STITCHES TOMBUCTÚ - SUSPENSION. 20 Ivory White Wood Veneer. Photo: 4000k. Photography: Santiago Relanzón.



# SWIRL

## Swirl

Small & Large  
Suspension

Designed by:  
Ray Power

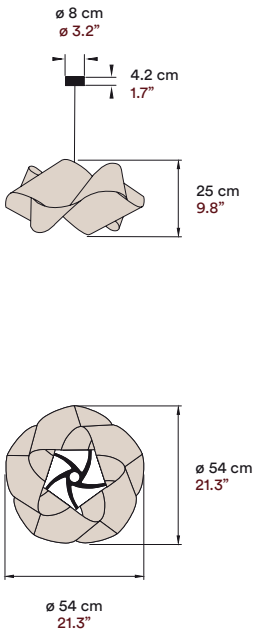
Swirl excites the eye with its fluid, twisting form, a sensual feat of design. Created by Ray Power, this pendant is a sculptural accomplishment, with every curve carefully studied and shaped. As with many of Power's works, Swirl begins with a flat sheet of wood veneer, transformed through geometry into a three-dimensional dance of movement and light. Its form feels alive, as if caught in motion. Swirl received a special mention from the German Design Council, a testament to its elegance and ingenuity.



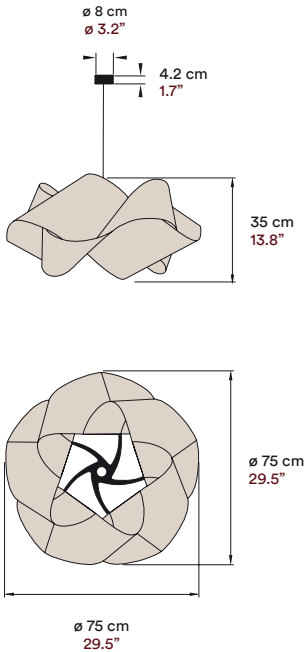
• SWIRL - SMALL SUSPENSION. 20 Ivory White Wood Veneer.  
Photography: Davide Pellegrini.



SMALL



LARGE



MATERIALS & COMPONENTS

Wood Veneer Shade

Metal Tripod & Canopy

Electrical Cable  
2,5 m drop 8 ft drop

LIGHT SOURCE

220 - 240V  
Bulb E27

Class I

120V  
Bulb E26

AWARDS



Chicago



Germany

FINISHES

WOOD VENEER COLOURS

- |                   |                  |
|-------------------|------------------|
| 20 Ivory White    | 22 Natural Beech |
| 21 Natural Cherry | 23 Natural White |
| 24 Yellow         | 29 Grey          |
| 25 Orange         | 33 Pale Rose     |
| 26 Red            | 34 Sea Blue      |
| 28 Blue           |                  |

METAL COLOURS

- |                |           |
|----------------|-----------|
| BK-Matte Black | NI-Nickel |
| WH-Matte White |           |



Go to web

- **SWIRL - SMALL SUSPENSION**  
26 Red Wood Veneer & Matte White Metal Structure.



- **SWIRL - SMALL SUSPENSION**. 20 Ivory White Wood Veneer. Photo: 4000k. Photography: Santiago Relanzón.



# THESIS

## Thesis

Floor  
Table  
Wall

Designed by:  
Ramón Esteve Estudio

Thesis is a quiet family of table, floor, and wall lamps designed by Ramón Esteve. With a minimalist silhouette and clean lines, its presence is discreet yet comforting, ideal for peaceful spaces like libraries, private studies, restaurants, or a favorite reading nook. A triangular metal base supports a wood veneer shade that casts warm, intimate light.

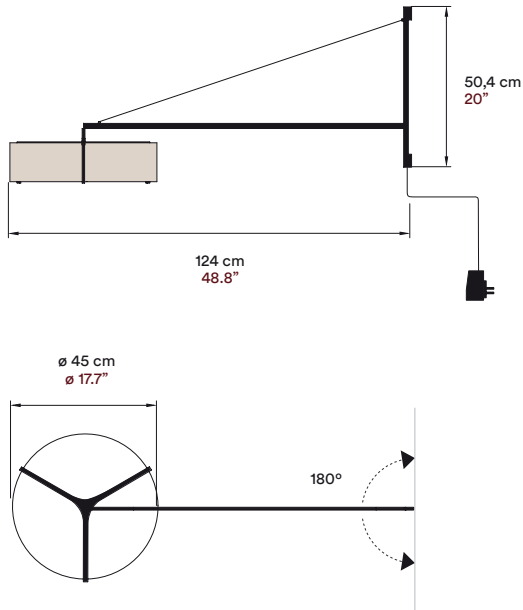
What makes Thesis so intriguing is its almost invisible source of illumination: the embedded LEDs are concealed beneath the supporting tripod, emitting a gentle, downward glow directly from the structure itself. This soft, ambient light highlights the natural beauty of the wood veneer while creating a subtle sense of mystery, as if the light emerges from nowhere. The result is both practical and poetic: a modern companion that is warm, composed, and quietly present.



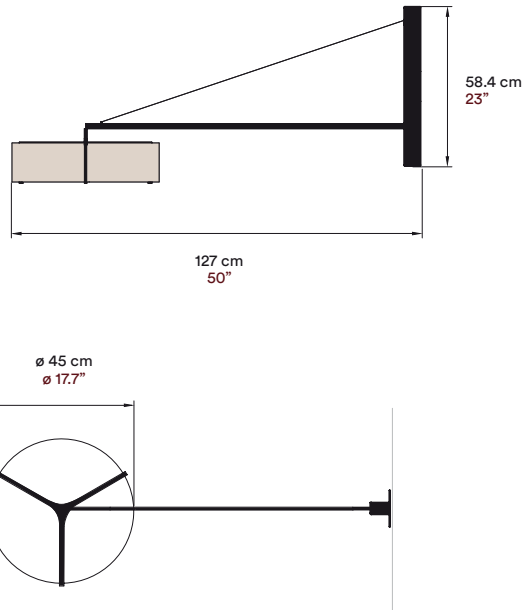
• **THESIS - WALL.** 20 Ivory White Wood Veneer & Matte Black Metal Structure.  
Photography: Angel Segura.



SWING MECHANISM



HARD WIRED



MATERIALS & COMPONENTS

Wood Veneer Shade

Metal Tripod & Structure

Pivoting Metal Arm with wall plug  
Electrical Cable 250 cm 98,4"

Hard Wired with wall mounted driver enclosure

FINISHES

WOOD VENEER COLOURS

- 20 Ivory White
- 23 Natural White

METAL COLOURS

- BK-Matte Black
- IV-Matte Ivory

LIGHT SOURCE

230V - Plug in version

Dimmable Integrated LED or  
120-277V - Hard wired version  
Dimmable Integrated LED

Class II 

120V - Plug in version

Dimmable Integrated LED  
120-277V - Hard wired version  
Dimmable Integrated LED

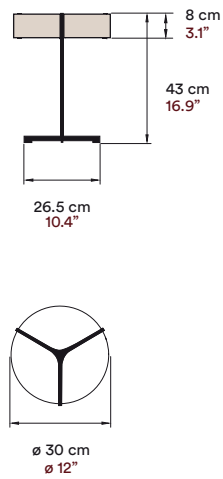


Go to web



● THESIS - WALL. 20 Ivory White Wood Veneer & Matte Black Metal Structure.  
Photography: Angel Segura.





MATERIALS & COMPONENTS

Wood Veneer Shade

**Metal Tripod, Stem & Base**  
**Electrical Cable** with Dimming Switch Transformer on Plug  
**FLOOR** 185 cm 53"  
**TABLE** 145 cm 57"

FINISHES

WOOD VENEER COLOURS

- 20 Ivory White
- 23 Natural White

METAL COLOURS

- BK-Matte Black
- IV-Matte Ivory

LIGHT SOURCE

**230V**  
Dimmable Integrated LED

Class II

**120V**  
Dimmable Integrated LED

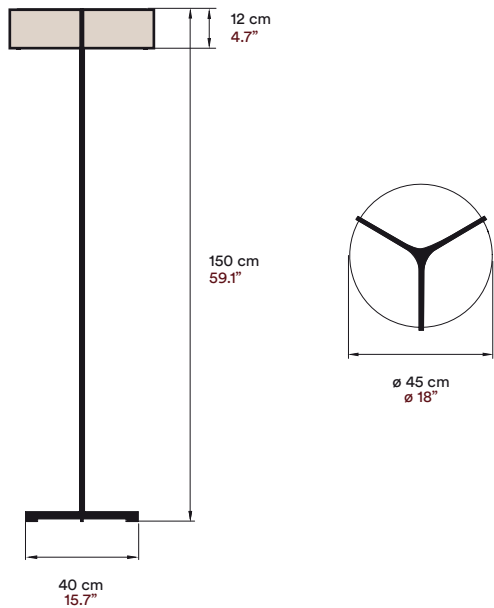


Go to web



• THESIS - TABLE. 20 Ivory White Wood Veneer & Matte Black Metal Base.  
Photography: Ángel Segura.





MATERIALS & COMPONENTS

Wood Veneer Shade

Metal Tripod, Stem & Base  
Electrical Cable with Dimming Switch Transformer on Plug  
FLOOR 185 cm 53"  
TABLE 145 cm 57"

FINISHES

WOOD VENEER COLOURS

- 20 Ivory White
- 23 Natural White

METAL COLOURS

- BK-Matte Black
- IV-Matte Ivory

LIGHT SOURCE

230V  
Dimmable Integrated LED

Class II

CE

120V  
Dimmable Integrated LED

UL

US



Go to web



• THEESIS - FLOOR. 20 Ivory White Wood Veneer & Ivory White Metal Base.  
Photography: Ángel Segura.





• **TINY- TABLE.** 21 Cherry Wood Veneer. Photo: 4000k.  
Photography: Santiago Relanzón.

# TINY

## Tiny

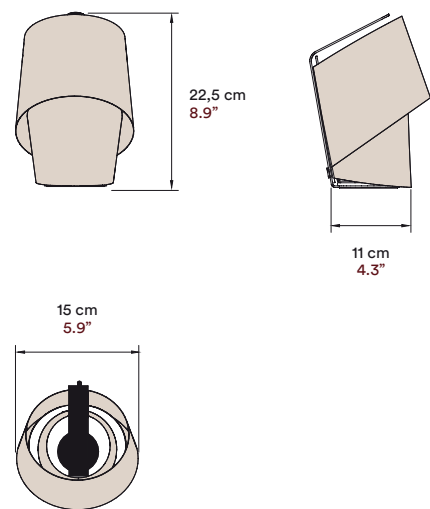
Table

Designed by:  
**Ray Power**

The Tiny lamp is a small luminaire that has a handle that is part of the structure that holds the wood veneer that gives it shape.

Tiny is a touch of color, a discreet companion.





MATERIALS & COMPONENTS

Wood Veneer Shade

Metal Base & Handle

Black Electrical Cable with on/off or Dimming Switch  
145 cm 57"

LIGHT SOURCE

220-250V  
Bulb E14

Class II



120V  
Bulb E12



FINISHES

WOOD VENEER COLOURS

- |  |                   |  |                  |
|--|-------------------|--|------------------|
|  | 20 Ivory White    |  | 22 Natural Beech |
|  | 21 Natural Cherry |  | 23 Natural White |
|  | 24 Yellow         |  | 29 Grey          |
|  | 25 Orange         |  | 33 Pale Rose     |
|  | 26 Red            |  | 34 Sea Blue      |
|  | 28 Blue           |  |                  |

METAL COLOUR

- BK-Matte Black



Go to web



• TINY- TABLE. 21 Cherry Wood Veneer. Photo: 3000k.  
Photography: Manu Toro.





• **TOTEM 3 & TOTEM 4-SUSPENSION.** 20 Ivory White & 28 Blue Wood Veneer. Photo: 4000k.  
Photography: Santiago Relanzón.

# Totem

Totem 3 & Totem 4  
Suspension

Designed by:  
Burkhard Dämmer & Mariví Calvo

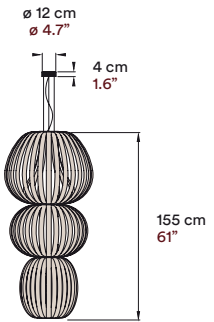
Totem is one of the first collaborations to emerge from the LZF Lab, uniting the creative visions of designers Burkhard Dämmer and Mariví Calvo. Based on Dämmer's original Pod and Poppy models, Totem forms a tall, vertical lighting structure with the iconic presence of a ceremonial object.

The inspiration for Totem arose from a visual exploration of the original Pod and Poppy shapes. This reference sparked the creative dialogue that led to the Totem family, a collection of large-scale lamps with sculptural impact.


T  
O  
T  
E  
M



SMALL - TOTEM 3



MEDIUM - TOTEM 4



MATERIALS & COMPONENTS

3 or 4 Wood Veneer Shades

Metal Canopy

3 Stainless Steel Cables  
2,5 m drop 8 ft drop

Transparent Electrical Cable  
2,5 m drop 8 ft drop

LIGHT SOURCE

220 - 240V  
Dimmable Integrated LED

Class I

120 - 277V  
Dimmable Integrated LED



FINISHES

RECOMMENDED WOOD VENEER COLOURS

- |                   |                  |
|-------------------|------------------|
| 20 Ivory White    | 22 Natural Beech |
| 21 Natural Cherry | 23 Natural White |

METAL CANOPY COLOUR

- NI-Nickel



Go to web



• TOTEM 3 & TOTEM 4 - SUSPENSION. 20 Ivory White Wood Veneer.





# VOLIERE

## Voliere

Suspension

Designed by:  
Bodo Sperlein

Voliere is a sculptural piece that reimagines the elegance of a 1920s chandelier. With its nod to French Art Deco, the lamp features delicately layered wood veneer elements arranged like feathery plumes, creating a soft, rhythmic silhouette.

Designed by Bodo Sperlein, Voliere reflects the designer's deep appreciation for craftsmanship and material expression. The feather-like sections shift in character depending on your point of view, offering a dynamic play of volume, shadow, and texture. A luminous tribute to timeless glamour through the lens of contemporary design.

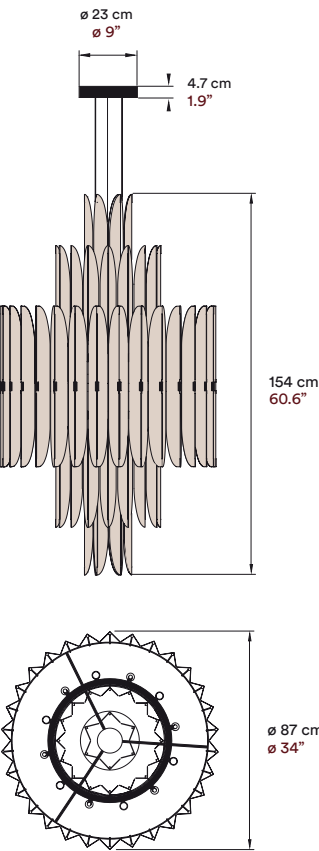
• **VOLIERE - SUSPENSION.** 23 Natural White Wood Veneer. Photo: 3000k.  
Photography: Maria Mira.



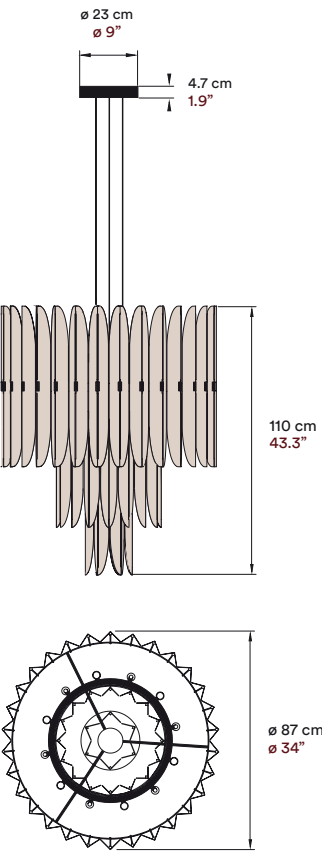




LARGE



SHORT



MATERIALS & COMPONENTS

Wood Veneer Shades

Metal Structure & Canopy

3 Steel Cables

5 m drop 16.5 ft drop

Textile Electrical Cable in Gold

5 m drop 16.5 ft drop

FINISHES

WOOD VENEER COLOURS

23 Natural White

METAL COLOUR

GD-Gold

LIGHT SOURCE

220-250V

14 Bulbs E14 &  
2 Bulbs E27

Class I

120V

14 Bulbs E12 &  
2 Bulbs E26



Go to web



• VOLIERE - SUSPENSION. 23 Natural White Wood Veneer. Photo: 4 000k. Photography: Santiago Relanzón.



# WOOD STRAPS



## Woodstraps

Suspension  
Wall

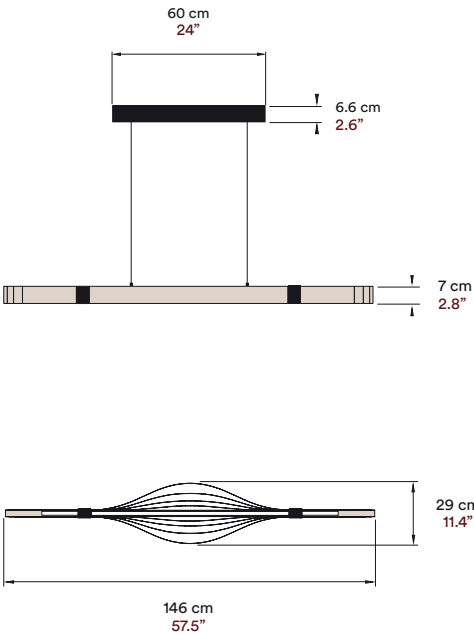
Designed by:  
Summumstudio

Woodstraps, designed by Summumstudio, is a sculptural and modular lighting piece born from the reinterpretation of a crossbow's form and tension. The upper slats of natural wood veneer arc gracefully into a cohesive volume, creating a dynamic structure that leaves the central light source partially exposed.

Metal components, subtly evocative of belt buckles, not only secure the wooden elements but also allow for slight adjustments, adding versatility and technical finesse to the design.

More than just a lamp, Woodstraps is an exploration of balance between tension and release, rigidity and flexibility. Its refined composition results in a captivating dialogue between materials, light, and structure, an object that feels both engineered and poetic.





MATERIALS & COMPONENTS

Wood Veneer Shade

Metal Structure

Black Metal Canopy

Black Electrified Cable

2,5 m drop 8 ft drop

2 Black Steel Cables

2,5 m drop 8 ft drop

LIGHT SOURCE


220 - 240V

Dimmable Integrated LED

Class I 


120 - 277V

Dimmable Integrated LED


 PENDING

FINISHES

WOOD VENEER COLOUR

 21 Natural Cherry

METAL COLOUR

 Brushed Bronze

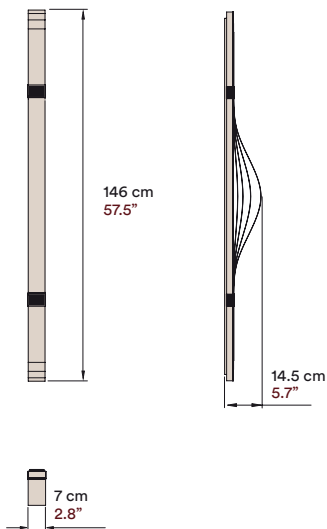


Go to web



• WOODSTRAPS - SUSPENSION. 21 Natural Cherry Wood Veneer.  
Photography: Santiago Relanzón.





MATERIALS & COMPONENTS

Wood Veneer Shade

Metal Structure

FINISHES

WOOD VENEER COLOUR

21 Natural Cherry

METAL COLOUR

Brushed Bronze

LIGHT SOURCE

220 - 240V  
Dimmable Integrated LED

Class I

120 - 277V  
Dimmable Integrated LED



Go to web



• WOODSTRAPS - SUSPENSION. 21 Natural Cherry Wood Veneer.  
Photography: Ángel Segura.



# ZETA

## Zeta

Suspension  
Floor

Designed by:  
LZF team

Zeta is a family of luminaires defined by pure, conical forms, a tribute to the understated simplicity of the classic lamp. Its elemental silhouette brings a quiet elegance to contemporary interiors, offering a familiar yet refined presence.

Available in pendant and floor models, Zeta softly illuminates spaces with the warmth of natural wood veneer. Whether hanging gracefully over a bedside table or standing with poise beside a sofa, each version contributes to an atmosphere of calm, comfort, and timeless design.

- **ZETA - C10 SUSPENSION.**  
21 Natural Cherry Wood Veneer.  
Photography: Santiago Relanzón.



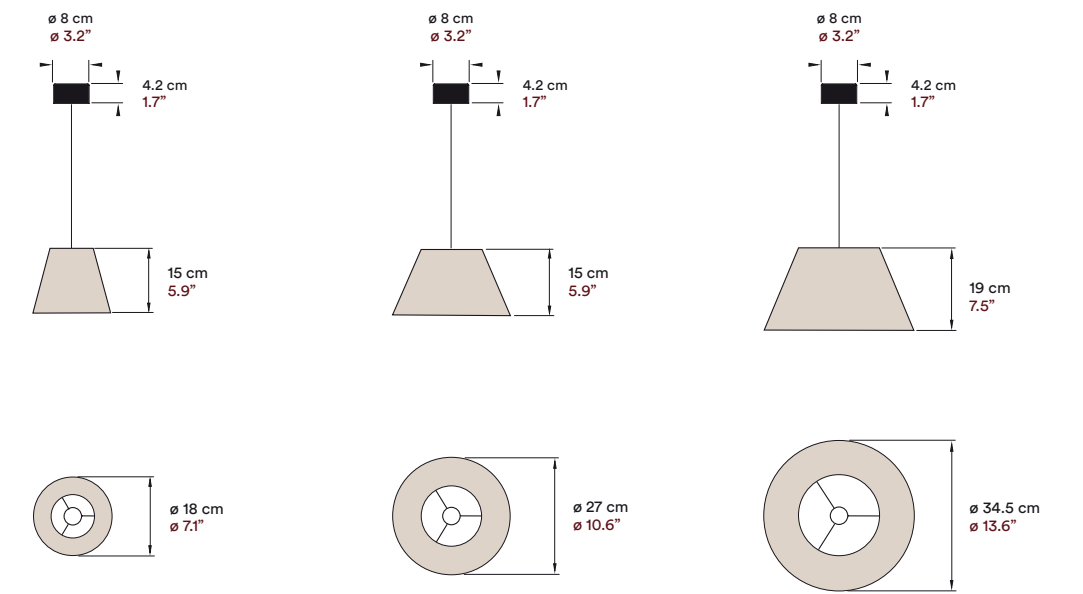
- **ZETA - G42 SUSPENSION.** 21 Natural Cherry Wood Veneer.  
Photography: Santiago Relanzón.



C10

C14

C18



MATERIALS & COMPONENTS

Wood Veneer Shade

Metal Tripod & Canopy

Black Electrical Cable  
2,5 m drop 8 ft drop

FINISHES

WOOD VENEER COLOURS

21 Natural Cherry 23 Natural White

METAL CANOPY COLOUR

BK-Matte Black

LIGHT SOURCE

220 - 240V  
Bulb E27

Class I



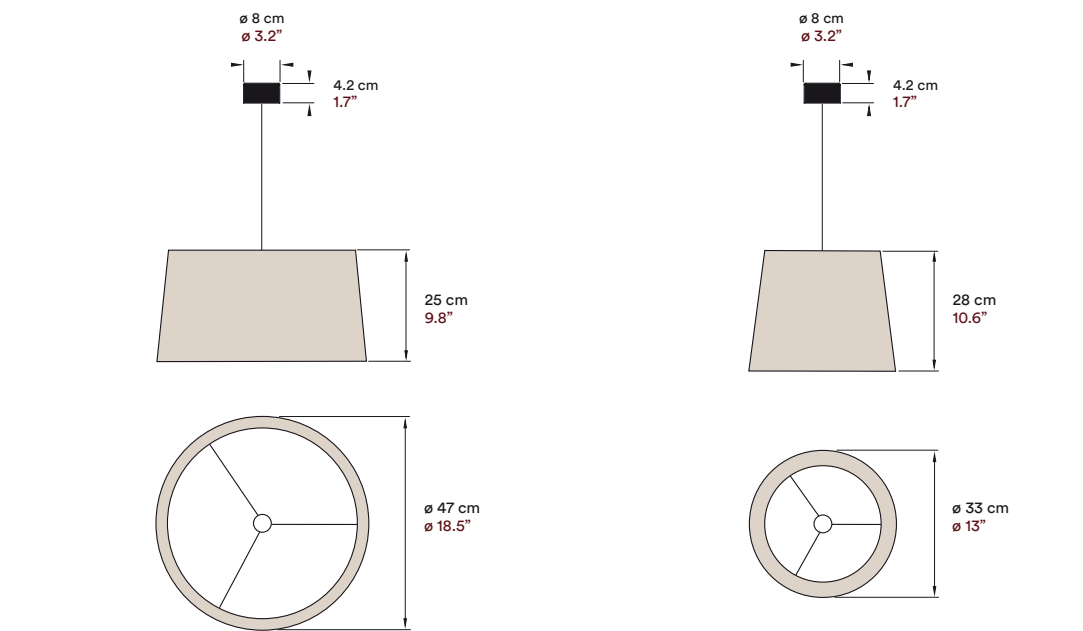
120 V  
Bulb E26



Go to web

G42

G26



MATERIALS & COMPONENTS

Wood Veneer Shade

Metal Tripod & Canopy

Black Electrical Cable  
2,5 m drop 8 ft drop

FINISHES

WOOD VENEER COLOURS

21 Natural Cherry 23 Natural White

METAL CANOPY COLOUR

BK-Matte Black

LIGHT SOURCE

220 - 240V  
Bulb E27

Class I



120 V  
Bulb E26

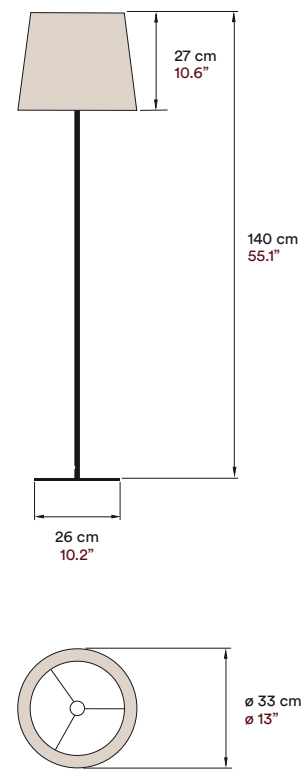
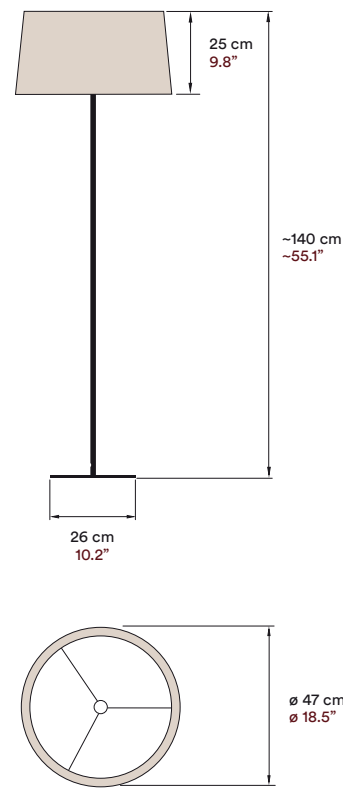


Go to web



P42

P26



MATERIALS & COMPONENTS

Wood Veneer Shade

Black Metal Tripod

Metal Base

Electrical Cable with on/off or Dimming Switch  
185 cm 53"

LIGHT SOURCE

220 - 240V  
Bulb E27

Class II 

120V  
Bulb E26



FINISHES

WOOD VENEER COLOURS

21 Natural Cherry 23 Natural White

METAL COLOUR

BK-Matte Black GD-Gold



Go to web



• ZETA - P26 FLOOR. 21 Natural Cherry Wood Veneer.  
Photography: Santiago Relanzón.



The background of the entire image is a close-up, vertical view of a light-colored wood grain. The grain lines are horizontal and run across the entire frame, showing natural variations in color and texture. The wood appears to be a light species, possibly birch or maple, with a smooth finish.

# **TECHNICAL DATA**

NATURAL TIMBER VENEER  
WOOD FINISHES

SOURCE LIGHT TEMPERATURE

METAL FINISHES &  
CANOPIES





## OUR SIGNATURE WOODS

### Common Name & Botanical Species:

**20 - Bleached Tulip Tree (EN) / Liriodendron tulipifera.**  
Tulipier de Virginie (FR), Tulpenbaum (DE), Tulipifero (IT). Tulip (EN), Tulipífero blanqueado (ES).

**21 - Natural Cherry (EN) / Prunus avium.**  
Merisier (FR), Kirsche (DE), Ciliegio (IT). Cherry tree (EN), Cerezo Natural (ES).

**22 - Natural Beech (EN) / Fagus sylvatica**  
Hêtre (FR), Buche (DE), Faggio (IT). Beech (EN), Haya Natural (ES).

**23 - Natural Tulip Tree (EN) / Liriodendron tulipifera.**  
Tulipier de Virginie (FR), Tulpenbaum (DE), Tulipifero (IT). Tulip (EN), Tulipífero natural (ES).

**Tinted Tulip Tree (EN) / Liriodendron tulipifera.**  
Tulipier de Virginie (FR), Tulpenbaum (DE), Tulipifero (IT). Tulip (EN), Tulipífero teñido (ES):

- 24 - Yellow
- 25 - Orange
- 26 - Red
- 28 - Blue
- 29 - Grey
- 33 - Pale Rose
- 34 - See Blue

The **Liriodendron tulipifera** is particularly effective in combating global warming, mainly due to its high photosynthetic rate, which enables it to absorb large amounts of carbon dioxide (CO<sub>2</sub>) from the atmosphere.

In addition to its carbon-capturing capacity, this tree contributes significantly to environmental and human well-being: it helps regulate temperature, retain soil moisture, and provide shade. It also promotes biodiversity, aids in the restoration of degraded soils, and supports mental and emotional well-being.

## NATURAL TIMBER VENEER

### Timberlite® Sculpting Light with Nature's Finest Woods

At LZF, we work exclusively with real wood veneers, hand-selected for their character, grain, and natural luminosity. Our patented Timberlite® process enhances these noble materials, rendering them thin, flexible, and durable without the use of harsh chemical treatments. The result is a warm, organic finish that gently diffuses light while showcasing the wood's inherent beauty.

Each wood veneer is identified by both its common name and botanical species, offering authenticity and a deeper connection to the materials we use.

Every LZF lamp is not only a design object but a celebration of responsibly sourced, nature-inspired craftsmanship. With Timberlite®, we invite you to see and feel the natural world in a new light.





25.  
Orange  
Off



25.  
Orange  
On



26.  
Red  
Off




26.  
Red  
On



28.  
Blue  
Off



28.  
Blue  
On



29.  
Grey  
Off



29.  
Grey  
On




33.  
Pale Rose  
Off




33.  
Pale Rose  
On



34.  
Sea Blue  
Off



34.  
Sea Blue  
On



## WOOD SHADES FINISHES

20.  
Ivory White  
Off




20.  
Ivory White  
On



21.  
Natural  
Cherry  
Off



21.  
Natural  
Cherry  
On



22.  
Natural  
Beech  
Off



22.  
Natural  
Beech  
On



23.  
Natural White  
Off



23.  
Natural White  
On



24.  
Yellow  
Off



24.  
Yellow  
On




Please only use these reproductions as a guide.  
Use LZF wood swatches to see the spectacular real effect of the illuminated veneers.




21 Natural  
Cherry  
Off




21 Natural  
Cherry  
4000k



21 Natural  
Cherry  
3000k



21 Natural  
Cherry  
2700k



## SOURCE LIGHT TEMPERATURE

Visually, LZF lamps provide an extraordinarily warm light, regardless of the light temperature applied to the light source. However, if you want to enhance the colour of the chosen wood veneer, we recommend using the following light temperatures:


**2700K.** Very warm, golden light:  
24 – Yellow, 25 – Orange, 26 – Red, and 33 – Pale Rose



**3000K.** Warm, golden light:  
20 – Ivory White and 23 – Natural White  
21 – Natural Cherry, 22 – Natural Beech  
24 – Yellow, 25 – Orange, 26 – Red, and 33 – Pale Rose




**4000K.** Neutral, white light.  
Especially recommended for minimal and white spaces:  
20 – Ivory White and 23 – Natural White  
21 – Natural Cherry, 22 – Natural Beech, 28 – Blue, 29 – Grey, and 34 – Sea Blue





BK  
Matte Black




NI  
Matte Nickel



GD  
Gold



IV  
Matte Ivory



EG  
Earl Grey  
—  
Osca collection


















METAL  
FINISHES





CANOPIES
































Bulbs

SIZE	METAL FINISH	BULB MODELS
<div>ø 8 cm - h 4.2 cm</div> <div>ø 3.2" - h 1.7"</div> <div>Cylindrical</div> <div></div>	<div> <b>NI</b> - Nickel</div>	AGATHA GEA NEW WAVE RAINDROP STITCHES
	<div> <b>BK</b> - Matte Black</div>	ERIS HOTEL
	<div><div> <b>BK</b> - Matte Black</div><div> <b>NI</b> - Nickel</div><div> <b>WH</b> - Matte White</div></div>	ESCAPE LINK MARUJA NUT SWIRL
	<div> <b>WH</b> - Matte White</div>	PIPE SPORE YDRA
	<div><div> <b>BK</b> - Matte Black</div><div> <b>WH</b> - Matte White</div></div>	KACTOS
	<div><div> <b>EG</b> - Earl Grey</div><div> <b>GD</b> - Gold</div></div>	OSCA
<div>ø 12 cm - h 4 cm</div> <div>ø 4.7" - h 1.6"</div> <div>Cylindrical</div> <div></div>	<div> <b>NI</b> - Nickel</div>	LINK CHAIN MINIMIKADO POD POPPY
<div>ø 23 cm - h 4.7 cm</div> <div>ø 9.1" - h 1.9"</div> <div>Cylindrical</div> <div></div>	<div> <b>GD</b> - Gold</div>	VOLIERE

Note: Always check web tech specs for any changes in electrical component size that may affect canopy measurements.

CANOPIES

LED

SIZE	METAL FINISH	LED MODELS
<div>ø 12 cm - h 4 cm</div> <div>ø 4.7" - h 1.6"</div> <div>Cylindrical</div> <div></div>	<div> <b>NI</b> - Nickel</div>	TOTEM LED
<div>ø 17 cm - h 4.7 cm</div> <div>ø 6.7" - h 1.9"</div> <div>Cylindrical</div> <div></div>	<div> <b>NI</b> - Nickel</div>	GEA SLIM LED LOLA LED
	<div><div> <b>BK</b> - Matte Black</div><div> <b>WH</b> - Matte White</div></div>	SPIRO LED
<div>ø 23 cm -h 4.7 cm</div> <div>ø 9.1" - h 1.9"</div> <div>Cylindrical</div> <div></div>	<div> <b>BK</b> - Matte Black</div>	OH-LINE LED
	<div><div> <b>BK</b> - Matte Black</div><div> <b>WH</b> - Matte White</div></div>	SPIRO LED DALI
	<div> <b>NI</b> - Nickel</div>	GEA SLIM LED DALI
<div>ø 28 cm - h 4.7 cm</div> <div>ø 11" - 1.9"</div> <div>Cylindrical</div> <div></div>	<div> <b>NI</b> - Nickel</div>	DANDELION LED
<div>ø 8 cm - h 16.5 cm</div> <div>ø 3.2" - h 6.5"</div> <div>Cylindrical</div> <div></div>	<div> <b>BK</b> - Matte Black</div>	DUNE VERTICAL LED ESTELA VERTICAL LED
	<div><div> <b>BK</b> - Matte Black</div><div> <b>GD</b> - Gold</div></div>	BLACK NOTE TRIPLET LED
<div>35 x 4 x 6.6 cm</div> <div>13.8 x 1.6 x 2.6"</div> <div>Rectangular</div> <div></div>	<div> <b>BK</b> - Matte Black</div>	DUNE HORIZONTAL LED ESTELA HORIZONTAL LED THE CLOUD LED
	<div><div> <b>BK</b> - Matte Black</div><div> <b>GD</b> - Gold</div></div>	OMMA LED
<div>34 x 11.5 x 5 cm</div> <div>14 x 4.6 x 2"</div> <div>Rectangular</div> <div></div>	<div> <b>NI</b> - Nickel</div>	I-CLUB SLIM LED NEW WAVE LED BIRDY LED KOGOI LED
<div>56 x 16 x 6 cm</div> <div>22 x 6.3 x 2.4"</div> <div>Rectangular</div> <div></div>	<div> <b>NI</b> - Nickel</div>	BIG BIRD LED KOI LED
<div>60 x 4 x 6.6 cm</div> <div>24 x 1.6 x 2.6"</div> <div>Rectangular</div> <div></div>	<div><div> <b>BK</b> - Matte Black</div><div> <b>WH</b> - Matte White</div></div>	I-LINE LED
	<div><div> <b>BK</b> - Matte Black</div><div> <b>GD</b> - Gold</div></div>	BLACK NOTE KEYS LED
	<div> <b>BK</b> - Matte Black</div>	THESIS WALL LED WOODSTRAPS LED





**DESIGNERS**



**BODO SPERLEIN**

Osca  
Voliere



**ELI GUTIÉRREZ**

Omma



**BURKHARD  
DÄMMER**

Dandelion  
I-Club  
I-Line  
Oh!Line  
Pod & Poppy  
Totem



**MARIVÍ CALVO**

Candelabro  
Gea  
Guijarro  
Hotel  
Oh!Line  
Romanica  
Totem



**RAMÓN ESTEVE  
ESTUDIO**

Black Note  
Thesis



**YONOH CREATIVE  
STUDIO**

Mini Chou



**RAY POWER**

Air  
Escape  
Kactos  
Link  
Lola  
New Wave  
Nut  
Swirl  
Tiny



**BUROJET**

Stitches



**MUT DESIGN**

Lens



**REMEDIOS SIMÓN**

Spiro




**LUIS ESLAVA  
STUDIO**

Agatha



**MAYICE**

Eris  
Estela  
Dune



**MIGUEL  
HERRANZ**

MiniMikado  
Orbit




**JAVIER HERRERO  
STUDIO**

Raindrop



**STUDIO 11**

Iglou



**SUMMUMSTUDIO**

Woodstraps







---

**Project Director**

Mariví Calvo

---

**Photographers**

Santiago Relanzón

Manu Toro

KlunderBie

Ángel Segura

Cualiti

Jara Varela

Maria Mira

---

**Graphic Design**

Lo Siento

Miriam Castellano

---

**Writers**

Sandro Tothill

Marivi Calvo



In the USA, LZF is exclusively distributed by:

IMPORT&ENT

IMPORT&ENT LLC. 8400 NW 36th St., Suite 100. Doral, FL 33166. T +1 (878) 888-1808

LZF reserves the right to modify or update any information contained in this catalogue, without prior notice, in order to improve its products.

©Luziferlamps, S.L. Valencia, Spain. 2025. All rights reserved.







The background of the entire image is a close-up, high-contrast photograph of a wood grain. The grain patterns are complex, with some areas showing straight, parallel lines and others showing more swirling, concentric rings. The colors range from light tan to deep, dark brown, with some areas appearing almost black due to the lighting and the natural texture of the wood. The overall effect is organic and textured.

lzf

THE LAB COLLECTION

2

[lzf-lamps.com](http://lzf-lamps.com)



2

ABOUT LZF LAB

IN & OUT  
SIGNATURE  
LIFE SIZE

DESIGNERS

DESIGNERS

TECHNICAL DATA

THE WOOD COLLECTION

ABOUT LZF



LZF



# ALPHABETICAL INDEX

2

<b>ABOUT LZF LAB</b>	<b>6</b>	Candela	<b>48</b>
		The Cloud	54
<b>IN &amp; OUT / CERAMIC</b>	<b>14</b>	<b>LIFE SIZE</b>	<b>58</b>
Habitat	16	Big Bird	60
Pipe	24	Fish	70
Spore	30	Koi	74
Ydra	36	Smelly Fant	80
<b>SIGNATURE</b>	<b>42</b>	<b>DESIGNERS</b>	<b>84</b>
ASAP	44		

1

<b>ABOUT LZF</b>	<b>10</b>		
<b>THE WOOD COLLECTION</b>	<b>28</b>		
Agatha	30	New Wave	172
Air	40	Nut	176
Black Note	46	Oh!Line	180
Candelabro	58	Omma	184
Chou	62	Orbit	198
Dandelion	66	Osca	202
Dune	70	Poppy& Pod	206
Eris	76	Raindrop	212
Estela	82	Romanica	216
Escape	90	Spiro	220
Gea	94	Stitches	226
Guijarro	102	Swirl	232
Hotel	106	Thesis	236
I-Club	116	Tiny	244
I-Line	124	Totem	248
Igloo	128	Voliere	252
Kactos	134	Woodstraps	258
Lens	140	Zeta	264
Link	144	<b>TECHNICAL DATA</b>	<b>270</b>
Link Chain	152	<b>DESIGNERS</b>	<b>282</b>
Lola	156		
MiniMikado	168		



# 5

## IN & OUT CERAMIC LAMPS



**HABITAT**  
Table

16



**HABITAT**  
Wall

16



**PIPE**  
Suspension

30



**PIPE**  
Table

30



**SPORE**  
Suspension

24



**SPORE**  
Table

24



**YDRIA**  
Suspension

36

# 6

## SIGNATURE



**ASAP**  
Table

44



**CANDELA**  
Wall

48



**THE CLOUD**  
Suspension

54

# 7

## LIFE SIZE




**BIG BIRD & BIRDY**  
Vertical / Suspension

60



**BIG BIRD & BIRDY**  
Horizontal / Suspension

60



**KOI & KOGOI**  
Suspension

74



**SMELLY FANT**  
Floor

80



**THE WALKING FISH**  
Floor

70



A photograph of a modern, single-story building with a flat roof and large glass walls, partially obscured by a large, leafy tree in the foreground. The building is surrounded by a well-maintained lawn and other greenery. The sky is clear and blue.

# ABOUT THE LAB

«We like ideas that are born from personal authorship and those that arise from collective intelligence.

The enormous flow of ideas and proposals that this connection generates takes shape thanks to the guest creators who join our professional team, and become involved as an integral part of the LZF Lab».





▲ *Marre Moerel studio.*



▲ *Manu Toro, Lucas Muñoz y Joan Velve prototyping the ASAP collection in The LZF Lab.*



▲ *Candela Cort in The LZF Lab.*



▲ *Manolo Martin Workshop.*

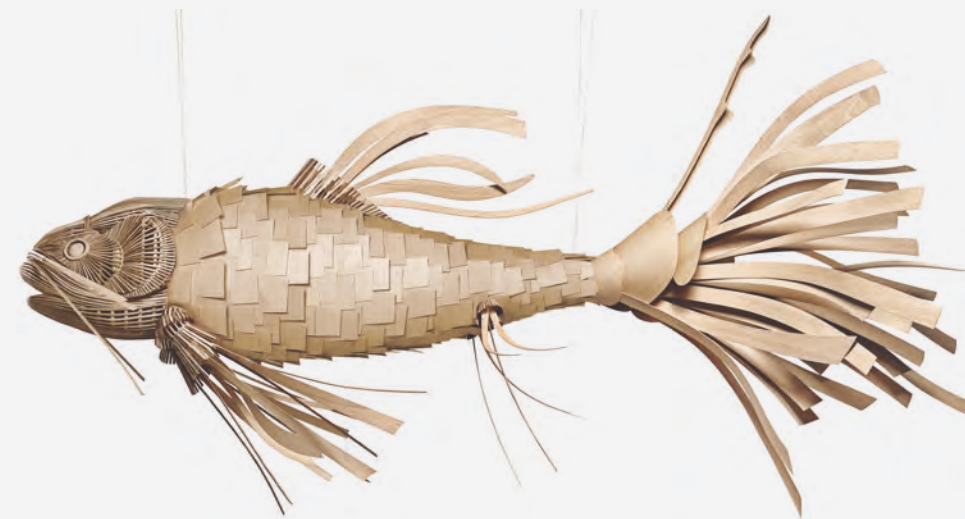




▲ *Koi fabric, original piece from which the Koi project was developed. Created by Mariivi Calvo.*



▲ *«Inocuo The Sign». Creator of the Motion Graphics short film: «Koi».*



## KOI, the origin of Life Size

In 2015, after more than five years of work, Koi finally shone with its own light. This long and rewarding journey was made possible thanks to the collaboration of artists, artisans, designers, and technicians who came together to create something bold, ambitious, and completely new.

Koi was born from a strong conviction: to bring to life a large-scale flying fish. It all began with an in-depth study of light and shadow, developed through the recycling of wood veneers to design large backlit panels that suggested a vibrant wooden sea or the shimmering scales of a luminous fish. The concept took shape, and the result was spectacular. The dream of creating a flying fish was beginning to materialize.

At that time, we were working with a motion graphics specialist who quickly joined the project. With his contribution, Koi made the leap from screen to sculpture, brought to life by a master artisan renowned for creating the iconic Fallas figures for Valencia's famous festival.

Koi remains one of the most extraordinary pieces in the LZF collection, a testament to imagination, collaboration, and the joy of bringing light to life.



▲ *Master Carpenter Manolo Martin in his Workshop.*





▲ Isidro Ferrer in his Sstudio.

## Funny Farm & Life Size

The Funny Farm project began with a series of in-depth conversations between LZF and artist Isidro Ferrer. What emerged was a charming collection of 17 small animals, each with its own unique identity, illustrated by Isidro and brought to life through the playful storytelling of writer Carlos Grassa-Toro in a dedicated publication.

Following the success of Koi, this project sparked the beginning of LZF's Life Size collection, large-format sculptural light fixtures that push the boundaries of craftsmanship and imagination.

Created in close collaboration with master carpenter Manolo Martín, these pieces merge art, light, and storytelling into radiant three-dimensional forms that bring character and wonder to any space.



▲ Funny Farm Project: 17 little animals and a publication with the identity of each one of them, illustrated by Isidro Ferrer and with texts by Carlos Grassa-Toro. Below: Life Size Interpretation of Smelly Fant.



▲ Carlos Grassa Toro, Isidro Ferrer, Sandro Tóthill & Mariivi Calvo at LZF.



▲ Smelly Fant.



**IN & OUT**  
CERAMIC LAMPS





# HABITAT

## Habitat

Wall  
Table

Designed by:  
Marre Moerel



• HABITAT - WALL. Matte White Glazed Ceramic.  
Photography: Santiago Relanzón.

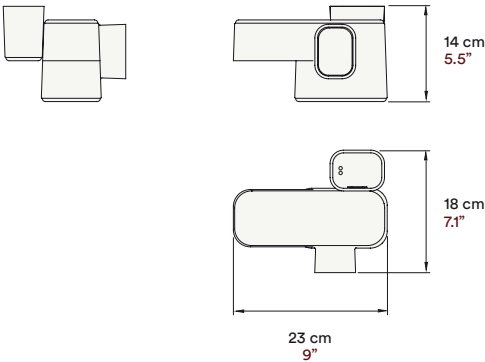
Habitat was born from Marre's childhood memories. She grew up immersed in the world of modern Dutch architecture; her father and two sisters are architects, and summer holidays spent in the whitewashed villages of Andalusia profoundly shaped her artistic vision. Also woven into the spirit of this piece are memories of her frequent travels to Montreal, where she fell in love with Habitat 67, the Olympic housing complex designed by Moshe Safdie.

The lamp reflects her love for minimalist, architectural spaces, simple yet inviting, where light and shadow play a defining role.

Crafted in raw ceramic, Habitat echoes the asymmetrical construction of modular apartment blocks. The light emanating from within represents the human presence that animates these geometric forms.



IN & OUTDOOR



MATERIALS & COMPONENTS

- Ceramic
- Metal Base
- Inner Satin Acrylic Diffuser
- INDOOR:  
White Electrical Cable with on/off Switch  
145 cm 57"
- OUTDOOR\*:  
White Outdoor Electrical Cable  
2 m 79"

FINISHES

- CERAMIC
- WHM-Matte White Glazed

LIGHT SOURCE

220 - 240V  
LED Module

\* Outdoor IP certification & details on our web



Go to web

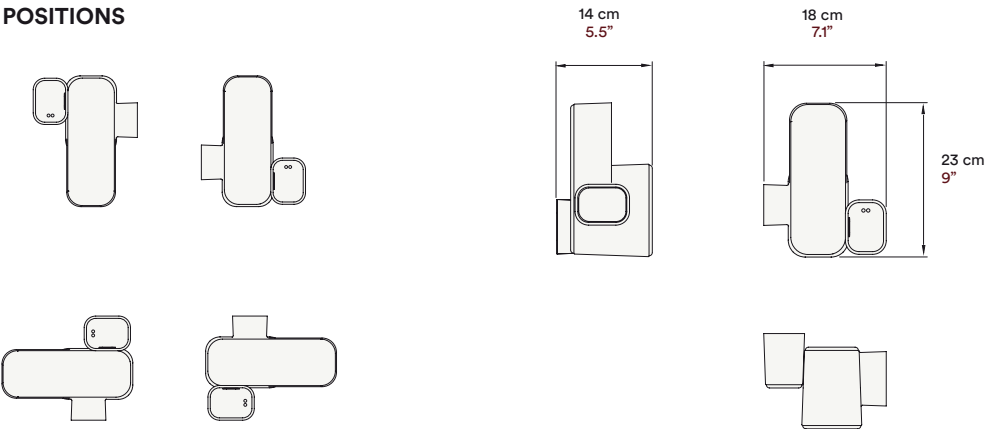


● HABITAT - TABLE. Matte White Glazed Ceramic.  
Photography: Santiago Relanzón.



IN & OUTDOOR

POSITIONS



MATERIALS & COMPONENTS

- Ceramic
- Metal Back Plate
- Inner Satin Acrylic Diffuser

FINISHES

- CERAMIC
- WHM-Matte White Glazed

LIGHT SOURCE

220 - 240V Class I

INDOOR:  
BULB G9

OUTDOOR\*:  
LED Module

\* Outdoor IP certification & details on our web



• HABITAT - WALL. Matte White Glazed Ceramic.  
Photography: Santiago Relanzón.







# PIPE

## Pipe

Suspension  
Table

Designed by:  
**Marre Moerel**

The Pipe Series explores the raw beauty of industrial, everyday objects, in this case, the humble plumbing pipe. By translating this utilitarian form into ceramic, deforming it slightly, and giving it a new function, the object is elevated and recontextualized. Removed from its original environment, the pipe becomes something poetic, yet its reference remains intact.

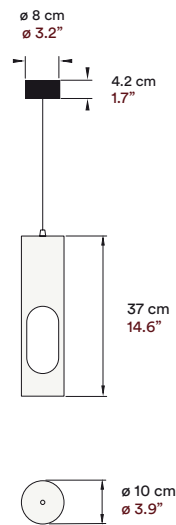
The twin rounded openings are a poetic analogy for light emerging from darkness, revealing what we cannot otherwise see.



• PIPE - SUSPENSION. Glossy White Glazed Ceramic.  
Photography: Santiago Relanzón.



INDOOR



MATERIALS & COMPONENTS

Ceramic

White Metal Canopy

White Electrical Cable  
2,5 m drop 8 ft drop

FINISHES

CERAMIC

WHG-Glossy White Glazed

\*Ceramic pieces may exhibit small marks or imperfections, as they require support during kiln firing to prevent warping or sticking.

METAL CANOPY COLOUR

WH-White

LIGHT SOURCE

220 - 240V  
Bulb E14

Class I



120V  
Bulb E12



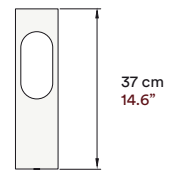
Go to web



PIPE - SUSPENSION. Glossy White Glazed Ceramic.  
Photography: Santiago Relanzón.



INDOOR




MATERIALS & COMPONENTS

Ceramic

White **Electrical Cable** with on/off Switch  
145 cm **57"**

FINISHES

CERAMIC

 WHG-Glossy White Glazed

\*Ceramic pieces may exhibit small marks or imperfections, as they require support during kiln firing to prevent warping or sticking.

LIGHT SOURCE

**220 - 240V**  
Bulb E14

Class II  

**120V**  
Bulb E12



Go to web



• **PIPE - TABLE.** Glossy White Glazed Ceramic.  
Photography: Santiago Relanzón.



# SPORE

## Spore

Supension  
Table

Designed by:  
Marre Moerel

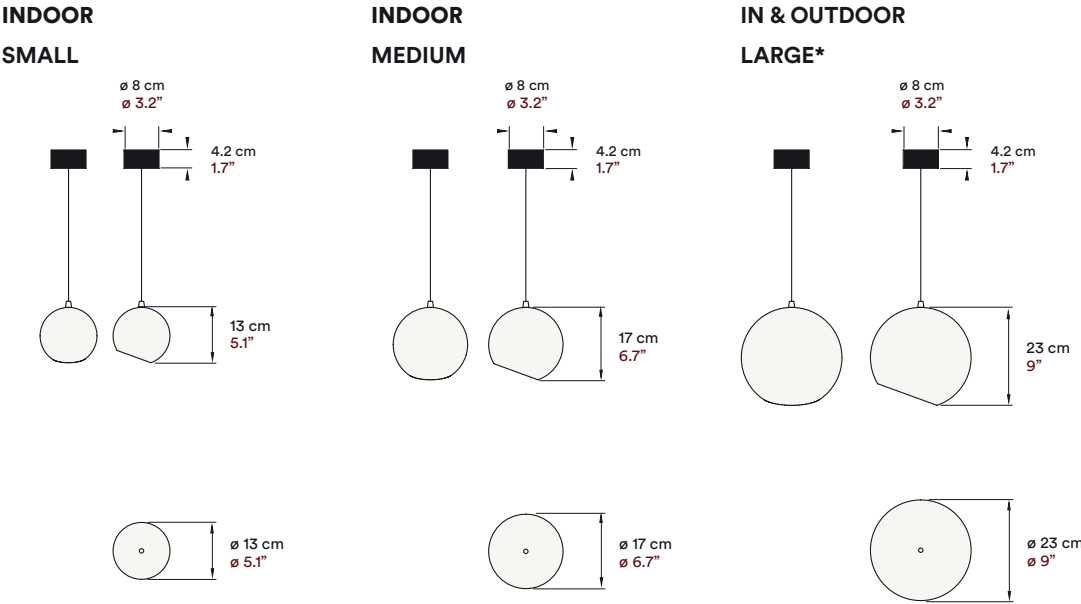
For Marre, Spore is a poetic reinterpretation of the sphere, one of the most elemental shapes in nature, symbolising life in its purest form. It evokes the image of a single cell or seed, the starting point from which all living things emerge and evolve.

In this piece, Marre brings together the four classical elements in a deeply symbolic gesture. The ceramic body represents Earth, shaped by hand with Water, hardened through Fire, and brought to life through Light. That inner glow stands for vitality itself, the essence of life that pulses through everything that exists.



• **SPORE - SMALL, MEDIUM & LARGE TABLE.** Glossy White Glazed Ceramic.  
Photography: Santiago Relanzón.







INDOOR

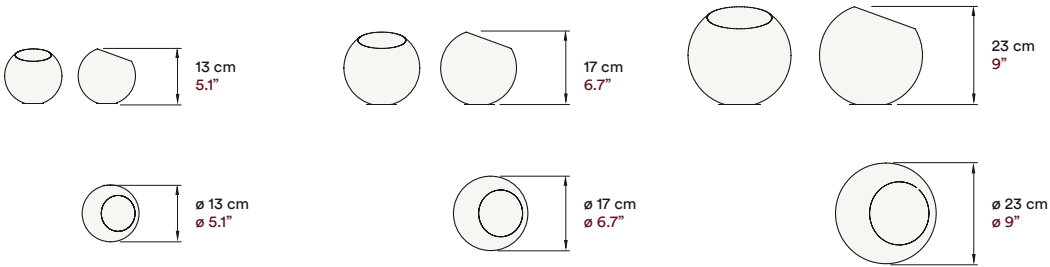
INDOOR

IN & OUTDOOR

SMALL

MEDIUM

LARGE\*



MATERIALS & COMPONENTS

Ceramic

White Metal Base

INDOOR:  
White Electrical Cable with on/off Switch  
1,45 m 57"

OUTDOOR - only large size  
White Outdoor Electrical Cable  
2 m 79"

LIGHT SOURCE

220 - 240V  
Bulb E27

Class II



120V  
Bulb E26



OUTDOOR - only large size  
Use lightbulbs specified for outdoor

\* Outdoor IP certification & details on our web

FINISHES

CERAMIC

WHG-Glossy White Glazed

\*Ceramic pieces may exhibit small marks or imperfections, as they require support during kiln firing to prevent warping or sticking.



Go to web



• SPORE - LARGE TABLE. Glossy White Glazed Ceramic.  
Photography: Santiago Relanzón.



# YDRIA

## Ydria

Suspension

Designed by:  
Marre Moerel

Ydria is a sculptural ceramic light inspired by ancient Greek vessels. Its name refers to the classical Hidria, a jar traditionally used to transport, store, or pour water, often recognized by its elegant, arched silhouette. This concept of containing and pouring is echoed in the lamp's form, which tilts gently as if decanting its contents: light.

Ydria merges tradition and abstraction into a serene, enigmatic object. Its inclined posture and understated lines conceal a rich conceptual narrative: a timeless vessel that carries light.

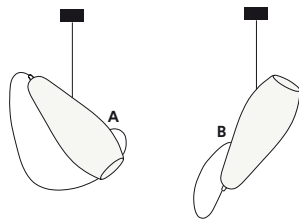


• YDRIA - SUSPENSION. Glossy White Glazed Ceramic.  
Photography: Santiago Relanzón.

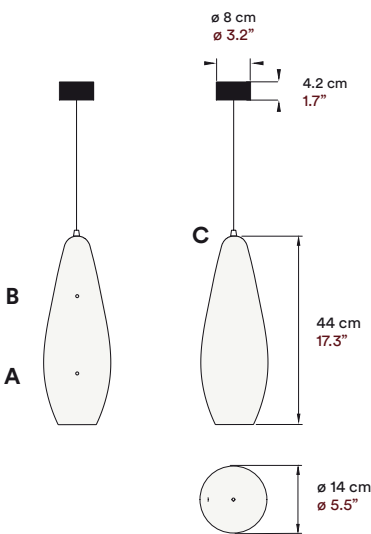
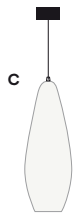


IN & OUTDOOR

POSITION A      POSITION B



POSITION C



MATERIALS & COMPONENTS

Ceramic

White Metal Canopy

INDOOR:  
White Electrical Cable  
2,5 m 8"

OUTDOOR:  
White Outdoor Electrical Cable  
2,5 m 8"

LIGHT SOURCE

220 - 240V      Class I     

Bulb E27

120V     

Bulb E26

OUTDOOR:  
Use lightbulbs specified for outdoor

\*Outdoor IP certification & details on our web

FINISHES

CERAMIC

WHG-Glossy White Glazed

\*Ceramic pieces may exhibit small marks or imperfections, as they require support during kiln firing to prevent warping or sticking.

METAL CANOPY COLOUR

WH-White



Go to web



• YDRIA - SUSPENSION. Glossy White Glazed Ceramic. Position A.  
Photography: Santiago Relanzón.





• YDRIA - SUSPENSION. Position B & Position A




• YDRIA - SUSPENSION. Glossy White Glazed Ceramic. Position A



# **SIGNATURE**

## **LAMPS**





# ASAP

## ASAP

Table

Designed by:  
Lucas Muñoz

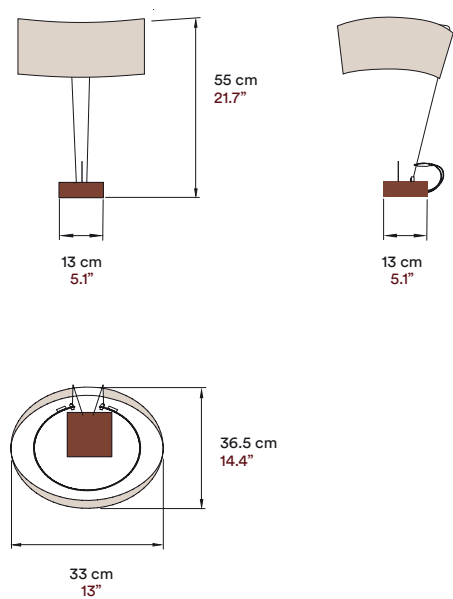
ASAP (As Simple As Possible) is a striking demonstration of how copper, wood, and terracotta can coexist in perfect harmony. Designed by Muñoz, it celebrates the elegance of simplicity, proving that pared-down forms can still carry deep meaning and emotional weight. One of the most fascinating aspects of this lamp is its 3D-printed terracotta base, a technically demanding process rarely used in lighting. Despite its complexity, the lamp evokes the charm of a school science experiment, making innovation feel accessible and honest.

ASAP also incorporates high-performance features like LED touch dimming (on/off and up/down), presented in the most understated way. It's a quiet reminder that when craftsmanship, technology, and intention align, even the simplest designs can speak volumes. With ASAP, Muñoz invites us to rediscover the beauty in the basics, encouraging curiosity, play, and a fresh perspective on how we engage with light.



• **ASAP - CIRCULAR TABLE.** 23 Natural White Wood Veneer & Terracota.  
Photography: Manu Toro.





MATERIALS & COMPONENTS

Wood Veneer Shade

Cooper Rods

3D Printed Terracotta Base

Touch on/off Dimming Rod

Electrical Cable

145 cm 57"

Each piece is numbered and signed by the artist

LIGHT SOURCE

220 - 240V

Dimmable Integrated LED

Class II  

120V

Dimmable Integrated LED

 US PENDING

FINISHES

WOOD VENEER COLOURS



21 Natural Cherry



22 Natural Beech



23 Natural White

AWARDS



Room Design  
Magazine



Go to web



• ASAP - CIRCULAR TABLE. 21 Natural Cherry Wood Veneer & Terracotta.  
Photography: KlunderBie.



# CANDELA

## Candela

Suspension  
Wall

Designed by:  
Candela Cort

The abstract design of Candela Cort's pieces reflects the vibrant career of the Spanish artist and hat maker. Each symbolic light pays homage to the abstract art of Wassily Kandinsky, drawing on the fluid movement of forms and the careful balance of color.

Cort's luminous compositions function like mobiles, blending seamlessly with light to create one-of-a-kind works crafted entirely by her own hands. Guided by her belief that true luxury lies in simplicity, she shapes her fantasies into joyful, evocative objects.

Her preference for humble and recycled materials showcases not only her creativity but her craftsmanship, elevating the everyday into elegant, subtle, and emotionally resonant pieces that are as refined as they are unique.




• CANDELA - MEDIUM WALL. Wood Veneer.  
Photography: María Mira.








MEDIUM



ø ~ 35 - 55 cm  
ø ~ 14 - 22"

LARGE



ø ~ 55 - 85 cm  
ø ~ 22 - 34"

MATERIALS & COMPONENTS

Wood Veneer Shade

Acrylic Diffuser

White Metal Back Plate

Each piece is numbered and signed by the artist

HOY TO BUY

Scan the QR code below.

This will take you to our web page, where you will be able to see what versions of Candela are available. Use the “ask for quote” button to select your fixture, and wait for your order confirmation.

LIGHT SOURCE

220-240V  
Bulb GX53

Class I

120V  
Bulb GX53

US PENDING



Go to web



● CANDELA - MEDIUM WALL. Wood Veneer.  
Photography: Manu.Toro.



# THE CLOUD

## The Cloud

Suspension Short  
Suspension Large

Designed by:  
Candela Cort

True to her spirit, Candela Cort believes that genuine luxury is intertwined with simplicity, shaping her fantasy into beautiful objects that bring a touch of joy to the world. Her preference for working with humble and recycled materials reflects her mastery in transforming them into objects of desire: unique pieces that are elegant, subtle, and striking.

This dreamlike light pays homage to the movement of clouds as they appear, shift, and disappear. It echoes fantasy and speaks to the dexterity with which Candela Cort handcrafts her clouds from delicate, translucent fabrics. Like real clouds, each luminaire has a unique, random shape—this is Cort's hallmark. Each piece feels alive, effortlessly altered, playful in its relationship with change. She has achieved with a simple veil what time achieves with wind and water.

The design was developed as a true collaboration between Candela and Mariví. Building on Candela's original Spark idea, the two worked closely to shape this ethereal concept into a light full of imagination and movement.

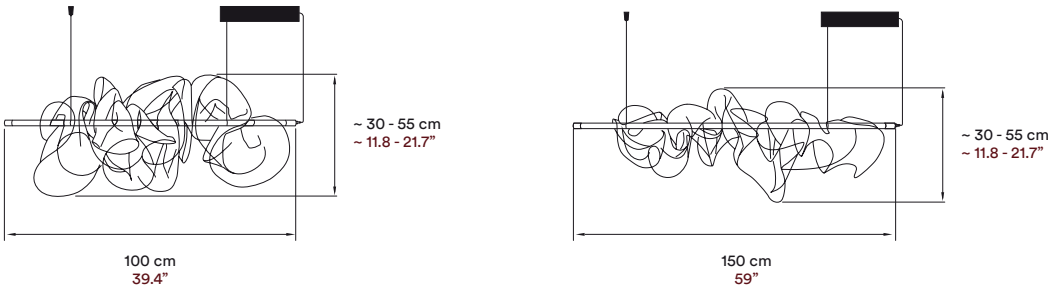


• THE CLOUD - SHORT SUSPENSION. Orange & Yellow.  
Photography: Santiago Relanzón.



SHORT

LONG



MATERIALS & COMPONENTS

White Water Resistent Mesh

Transparent Acrylic Diffuser 360°

Black Metal Canopy

Black Electrical Cables

2,5 m drop 8 ft drop

Black Coaxial Cable

2,5 m drop 8 ft drop

LIGHT SOURCE

120 - 277V  
Dimmable Integrated LED

Class I

120 - 277V  
Dimmable Integrated LED

PENDING

FINISHES

FABRIC

White

Other finishes on request.

METAL CANOPY COLOUR

BK-Matt Black



Go to web





The background of the image is an abstract composition of numerous overlapping, rectangular wooden planks. The planks are a light, warm yellow or cream color, showing a natural wood grain pattern. They are arranged in a way that creates a sense of depth and movement, with some planks appearing to lean forward or recede into the background. The lighting is soft and even, highlighting the texture of the wood. In the bottom left corner, there is a small, dark, triangular shape that contrasts with the light wood.

# **LIFE SIZE COLLECTION**



# BIG BIRD



## Big Bird & Birdy

Small & Large  
Suspension

Designed by:  
Isidro Ferrer.  
Manolo Martín & Marivi Calvo

A member of LZF's Life-Size family, Big Bird follows in the whimsical footsteps of Smelly Fant, Fish, and Koi. Gliding through space, whether horizontally or vertically with fluttering wings, Big Bird takes on the agile form of a gentle hummingbird.

Conceived by artist and designer Isidro Ferrer, Big Bird is brought to life through vareta, a traditional Valencian technique using fine, flexible wooden strips. Its sculptural form is handcrafted by master artisan Manolo Martín, whose expertise in vareta allows for the creation of large, feather-light structures that seem to float midair.

Light radiates from the bird's finely crafted wooden plumage, while a crystal globe dangles delicately from its beak like a glowing droplet of nectar. With Big Bird, LZF reimagines the very notion of a lamp, pushing the boundaries of form and scale, and reminding us that design can be both poetic and bold.



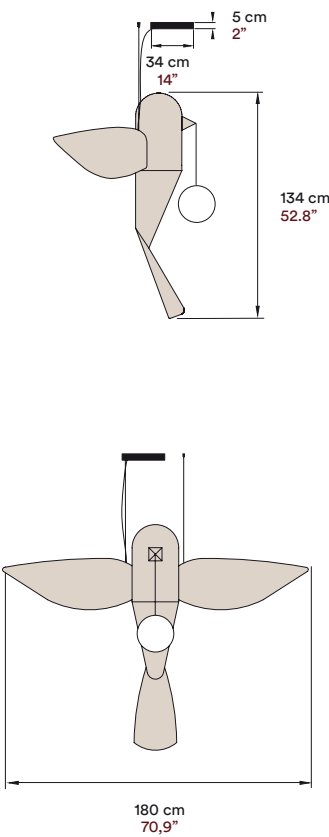
● BIRDY HORIZONTAL & VERTICAL - SUSPENSION. Crafted Elm and Birch Wood exterior - 20 Ivory White Interior Wood diffuser. Photo: 2700k.



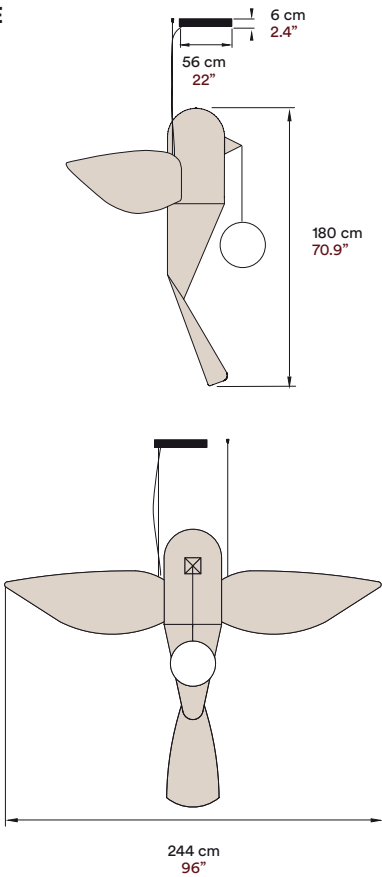




SMALL



LARGE



MATERIALS & COMPONENTS

Flame retarded Elm and Birch wood frame

Wood Veneer Diffuser

Frosted Glass Ball

Nickel Metal Canopy

2 Stainless Steel Cables  
5 m drop 16.5 ft drop

Transparent Electrical Cable  
5 m drop 16.5 ft drop

Each piece is numbered

FINISHES

INTERIOR WOOD VENEER COLOUR

23 Natural White

LIGHT SOURCE

220 - 240V  
Dimmable Integrated LED &  
Bulb E27

120 - 277V  
Dimmable Integrated LED &  
120V  
Bulb E26

Class I



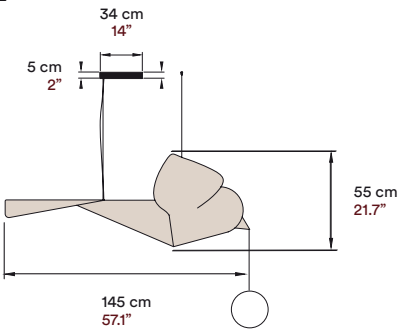
Go to web



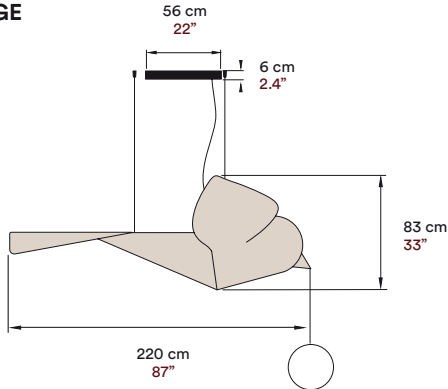
• BIRDY VERTICAL - SUSPENSION. Crafted Elm and Birch Wood Exterior - 20 Ivory White Interior Wood Diffuser.  
Photography: Emilio Lekuona.



SMALL



LARGE



MATERIALS & COMPONENTS

Flame retarded Elm and Birch wood frame

Wood Veneer Diffuser

Frosted Glass Ball

Nickel Metal Canopy

3 Stainless Steel Cables

5 m drop 16.5 ft drop

Transparent Electrical Cable

5 m drop 16.5 ft drop

Each piece is numbered

FINISHES

INTERIOR WOOD VENEER COLOUR

23 Natural White

LIGHT SOURCE

220 - 240V

Dimmable Integrated LED &  
Bulb E27

120 - 277V

Dimmable Integrated LED &  
120V  
Bulb E26

Class I



Go to web



• BIRDY VERTICAL - SUSPENSION. Crafted Elm and Birch Wood Exterior - 20 Ivory White Interior Wood Diffuser.  
Photography: Emilio Lekuona.





● **BIRDY HORIZONTAL - SUSPENSION.** Crafted Elm and Birch Wood Exterior - 20 Ivory White Interior Wood Diffuser.  
Photography: KlunderBie.



# FISH

## The Walking Fish

Floor

Designed by:  
Isidro Ferrer, Manolo Martín & Marivi Calvo

Walking Fish is another character from Isidro Ferrer's Funny Farm brought to life at a grand scale. Conceived initially as a small wooden figurine, it was later upscaled just like its companion Fish, into a large-format sculpture. This process is what inspired the name of the Life Size collection: a series of whimsical designs that grew from miniature ideas into fully illuminated creatures.

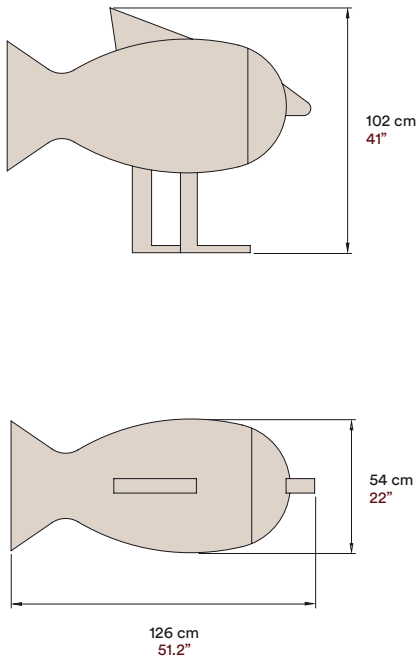
Fish was one of the first of these. A friendly fish with legs, it evolved into a large-scale light sculpture, whose carefully considered form results in a captivating and endearing presence. Its design reflects Ferrer's unmistakable storytelling style—imaginative, humorous, and deeply human.

Both Walking Fish and Fish are crafted by master artisan Manolo Martín using vareta, a traditional technique involving thin, flexible wooden strips. The result is a structure that is both remarkably lightweight and visually striking, blending playful narrative with exceptional craftsmanship.



• THE WALKING FISH - FLOOR Crafted Elm and Birch Wood Exterior - 20 Ivory White Interior Wood Diffuser.  
Photography: KlunderBie.





MATERIALS & COMPONENTS

Flame retarded Elm and Birch wood frame

Wood Veneer Diffuser

Textile Electrical Cable in Red with On/Off Switch  
200 cm 78,7"

Each piece is numbered

LIGHT SOURCE


220 - 240V  
Integrated LED

Class II  

120V  
Integrated LED

FINISHES

INTERIOR WOOD VENEER COLOUR

 23 Natural White



• THE WALKING FISH - FLOOR. Crafted Elm and Birch Wood exterior - 20 Ivory White Interior Wood diffuser.  
Photography: Santiago Relanzón.





- **KOI - SUSPENSION.** Crafted Elm and Birch Wood exterior - 20 Ivory White Interior Wood diffuser. Photo: 2.700 k. Photography: Santiago Relanzón.

# Koi & Kogoi

Small & Large  
Suspension

Designed by:  
Marivi Calvo, Manolo Martín & Inocuo The sign

Koi is a light sculpture, a surreal wooden creature with an ethereal presence. Its flowing, animated form captivates the eye and evokes a profound sense of wonder. The structure is crafted by master artisan Manolo Martín using vareta, a traditional technique that employs thin, flexible wooden strips to build large-scale sculptures of extraordinary lightness.


The story of Koi began with the graffiti artist Inocuo the Sign, who created the original character for an animated motion graphics film made for LZF in 2011. The short film, designed to promote another lighting fixture, featured this mythical creature at its heart, a glowing presence swimming through a dreamlike world. It was so powerful, so full of personality, that it seemed a shame to leave it behind in the digital realm.

Marivi Calvo was determined to bring Koi to life. With years of meticulous experimentation and the collaboration of expert artisans, the luminous sculpture was born. Koi became the catalyst for the LZF Lab, a space where ideas are shaped slowly and with intention. As LZF's first large-format light sculpture, Koi set the tone for a growing family of fantastical, life-sized creatures crafted in wood and imagination.





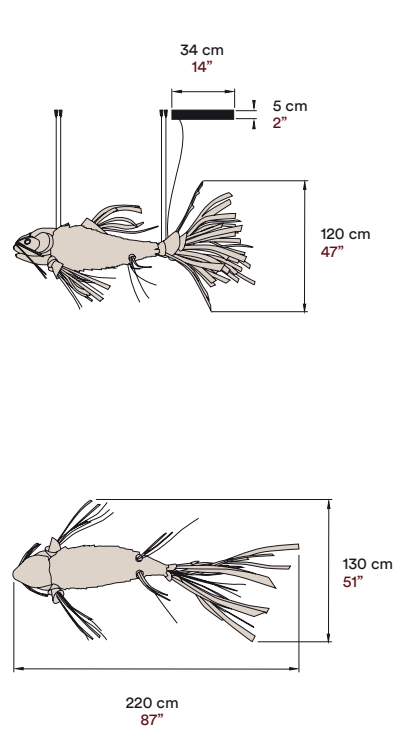
• KOI. Manolo Martin Atelier.



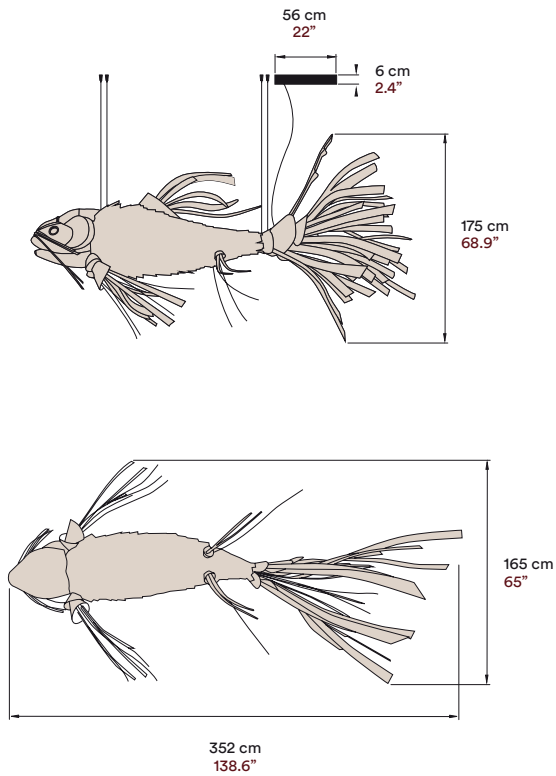
• KOI - SUSPENSION. Crafted Elm and Birch Wood exterior - 20 Ivory White Interior Wood diffuser.



SMALL - KOGOI



LARGE - KOI



MATERIALS & COMPONENTS

Flame retarded Elm and Birch Wood frame

Wood Veneer interior Diffuser

Nickel Metal Canopy

4 Stainless Steel Cables

5 m drop 16.5 ft drop

Transparent Electrical Cable

5 m drop 16.5 ft drop

Each piece is numbered

FINISHES

WOOD VENEER COLOURS

23 Natural White 22 Natural Beech

LIGHT SOURCE

220 - 240V  
Dimmable Integrated LED

Class I CE

120 - 277V  
Dimmable Integrated LED

cULUS

AWARDS



Chicago



Go to web



• KOI - SUSPENSION. Crafted Elm and Birch Wood exterior - 20 Ivory White Interior Wood diffuser. Photo: 4000K Photography: Cualiti.



# SMELLY FANT

## Smelly Fant

Designed by:

Floor

Isidro Ferrer, Manolo Martín & Marivi Calvo

SmellyFant is another delightful creature from the Funny Farm collection that we chose to transform into a large-scale light sculpture. Like all elephants, it has large ears, a long trunk, sturdy legs, and a body that stands over 1.6 meters tall. Based on the original character by Isidro Ferrer, this whimsical pachyderm captures both imagination and craftsmanship.

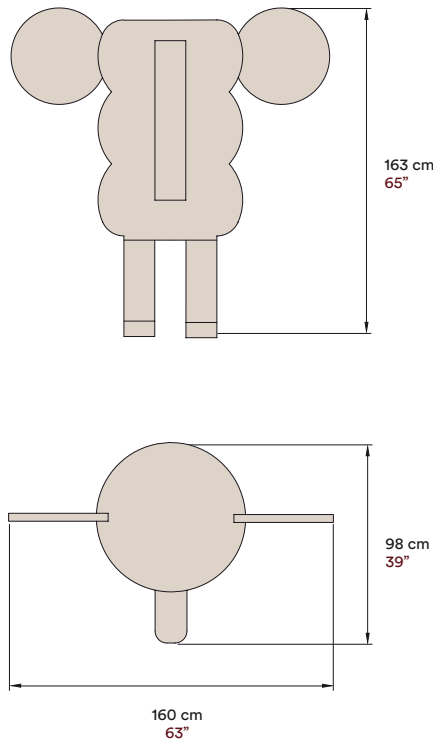
The name SmellyFant was inspired by a quirky and iconic character created by Mambo, a legendary Australian design collective from the 1980s known for their irreverent and playful graphic work. We felt the name perfectly fit the joyful spirit of the lamp and its larger-than-life personality.

To bring SmellyFant to life, LZF once again collaborated with master artisan Manolo Martín. The sculpture's three interlocking spheres form the body and head. At the same time, a luminous heart glows from within, diffused through a lining of natural wood veneer, turning SmellyFant into a glowing ambassador of fun and fantasy.



• **SMELLY FANT - FLOOR.** Crafted Elm and Birch Wood exterior - 20 Ivory White Interior Wood diffuser.  
Photography: KlunderBie.





MATERIALS & COMPONENTS

Flame retarded Elm and Birch wood frame

Wood Veneer Diffuser

Textile Electrical Cable in Red with On/Off Switch  
200 cm 78,7"

Each piece is numbered

FINISHES

INTERIOR WOOD VENEER COLOUR

23 Natural White

LIGHT SOURCE

220 - 240V  
Integrated LED

120V  
Integrated LED

AWARDS



Chicago



Go to web



- **SMELLY FANT - FLOOR.** LZF "Dreams Book".  
Crafted Elm and Birch Wood exterior  
20 Ivory White Interior Wood diffuser.  
Photography: Cualiti.



The background of the entire image is a close-up, vertical view of a light-colored wood surface. The wood grain is prominent, showing horizontal lines and several large, irregular, wavy patterns that create a sense of depth and texture. The color is a warm, pale yellow or cream.

**DESIGNERS**



---

**LUCAS MUÑOZ**


ASAP



---

**ISIDRO FERRER**

Big Bird  
Smelly Fant  
The Walking Fish



---

**CANDELA CORT**

Candela  
The Cloud



---

**MANOLO MARTIN**

Koi  
Big Bird  
Smelly Fant  
The Walking Fish



---

**MARRE MOEREL**

Habitat  
Pipe  
Spore  
Ydra



---

**INOCUO THE SIGN**

Koi



---

**MARIVÍ CALVO**

Koi  
Big Bird  
Smelly Fant  
The Walking Fish





